




How to install Google Duo:

1. Click this link on your iPhone or iPad: <https://itunes.apple.com/app/id1096918571>
2. Download the application on your iPhone or iPad.
3. When the application is downloaded open it.
4. Tap "I agree".
5. Tap "Give access".
6. Tap "OK".
7. Tap "OK".
8. Tap "OK".
9. Tap "Allow".
10. Enter your work cell phone number.
11. Tap "Next".
12. You will be texted a one-time verification code. Enter the code on this screen.


How to start a new video or voice call with Google Duo:

The person you want to call will need to have Google Duo installed and setup in order for you to call them using Google Duo.

1. On your iPhone or iPad, open the Duo app.
2. Tap a name to call.
3. Choose Video call  or Voice call .
4. When done, tap End call .

How to start a group video call with Google Duo:

The person you want to call will need to have Google Duo installed and setup in order for you to call them using Google Duo.

1. On your iPhone or iPad, open the Duo app.
2. On the screen, swipe up.
3. Tap Create group.
4. Choose your contacts.
5. Tap Video call .

Make a video call with Google Duo:

https://www.youtube.com/watch?time_continue=58&v=4rQUInxgUr4&feature=emb_logo