





MECKLENBURG COUNTY ARREST DASHBOARD TIPS

"Arrests by Date" Tile

This tile allows the user to view arrest trends across years, quarters, months, and days in two ways: Sequentially and Seasonally. The default view is Sequential and will display at the quarter level (i.e. 2017 Quarter 3, 2017 Quarter 4, 2018 Quarter 1, etc.). To view monthly or daily sequential trends, hover over the tile with your mouse and click the  button. Click the  button to undo this or to view the yearly trends.

The Seasonal view groups all arrests that occur in each period together and allows for a high-level view of seasonal trends. For example, the seasonal monthly view collapses all arrests from January 2015, January 2016, January 2017, etc. under the January category. To view the seasonal trend line, click the  button once and then click the  button to view seasonal trends by quarter, month, and day of month.

Data Hierarchy:

