

# Key Findings

On a single night in January 2016 in Charlotte-Mecklenburg

EXPERIENCING HOMELESSNES

1,818

187 UNSHELTERED (10%)

482

TRANSITIONAL HOUSING (27%)

1,149

EMERGENCY SHELTER (63%)

HOUSEHOLDS WITH ADULTS ONLY

1,160

HOUSEHOLDS WITH ADULTS & CHILDREN

226

HOUSEHOLDS WITH ONLY CHILDREN

8

UNACCOMPANIED YOUTH HOUSEHOLDS

78

PARENTING YOUTH

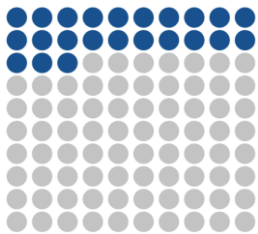
34

VETERANS


149

CHRONICALLY HOMELESS


170



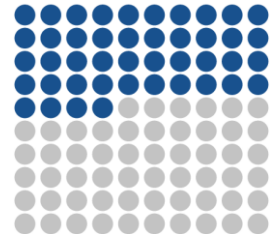
23%  
Children



78%  
Black



3%  
Latino

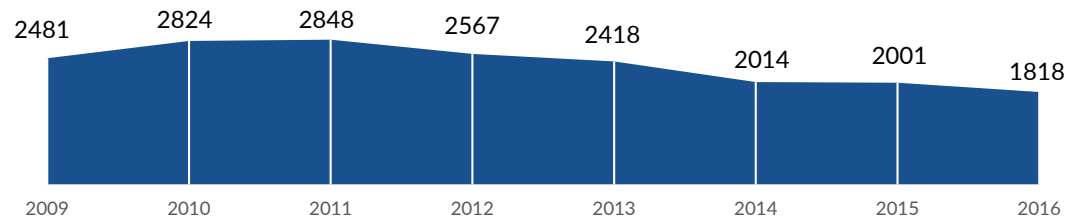


44%  
Female

# Trends

▲ = Increase ▼ = Decrease

## PEOPLE EXPERIENCING HOMELESSNESS ON A GIVEN NIGHT CHARLOTTE-MECKLENBURG, 2016



	2010 - 2016	2015 - 2016
<b>OVERALL</b>		
Homelessness rate per 1,000 residents	▼ 1.4 Decreased from 3.1 to 1.7	▼ 0.2 Decreased from 1.9 to 1.7
Total homeless people	▼ 1,006 (36%) Decreased from 2,824 to 1,818	▼ 183 (9%) Decreased from 2,001 to 1,818
<b>HOUSEHOLD TYPE</b>		
People in households with adults and children	▼ 23 (3%) Decreased from 673 to 650	▼ 108 (14%) Decreased from 758 to 650
Households with adults only	▼ 991 (46%) Decreased from 2,151 to 1,160	▼ 71 (6%) Decreased from 1,231 to 1,160
People in households with only children	▼ 9 (53%) Decreased from 17 to 8	▼ 4 (33%) Decreased from 12 to 8
Homeless veterans	▼ 19 (11%) Decreased from 168 to 149	▼ 36 (19%) Decreased from 185 to 149
Chronically homeless	▼ 137 (45%) Decreased from 307 to 170	▼ 110 (39%) Decreased from 280 to 170
Unaccompanied Youth (under 25)	No data available in 2010.	▼ 7 (8%) Decreased slightly from 85 to 78
<b>SHELTER TYPE</b>		
Unsheltered people	▼ 564 (75%) Decreased from 751 to 187	▲ 7 (4%) Increased slightly from 180 to 187
People in emergency & seasonal shelter	▲ 187 (19%) Increased from 962 to 1,149	▼ 34 (3%) Decreased from 1,183 to 1,149
People in transitional housing	▼ 629 (57%) Decreased from 1,111 to 482	▼ 156 (24%) Decreased from 638 to 482