

# SOCIAL DISTANCING IN VEHICLES

## COVID-19 PREPAREDNESS PLAN

CONSTRUCTION SERVICES SINCE 1953

**Myers & Chapman**

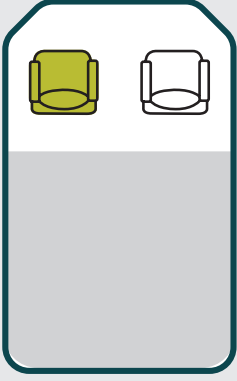
*Your Building Partner®*

**Preventing the spread of COVID-19 starts before we all reach the jobsite.** Protecting yourself from the spread of COVID-19 is as important when traveling to work as it is at while at work or home. Due to the highly contagious nature of the virus, it's important we all do our part to ensure that we are protecting ourselves, our co-workers and in turn, our families and the general public.

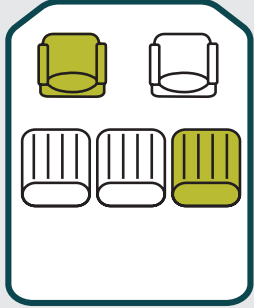
**When possible, employees should use personal transport to reduce the number of people in an enclosed space.** If that is not an option, please follow this temporary guidance to help prevent further cases.

This guidance will be withdrawn once conditions allow.

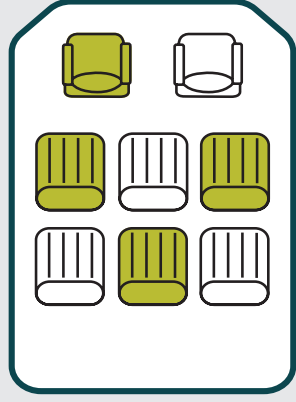
**2 SEATS**  
(Single-Bed Truck)




**5 SEATS**  
(2-Row Car or SUV)



**6-8 SEATS**  
(3-Row Car, SUV, or Mini-Van)



# OF SEATS	MAX # OF OCCUPANTS
2	1
5	2
6 - 8	4

 Always wear a mask in the vehicle!

**Ensure the same crew members travel together each day to limit potential exposure to others.**



Wear PPE (face covering) while carpooling



Use hand sanitizer before entering/exiting vehicles



At gas stations, wash or sanitize your hands after handling gas pumps

### LIVING IN COMMON QUARTERS

**If you share a small living space, the same risks apply. Remember to:**

- Maintain as much physical distance as possible
- Wash your hands often
- Sanitize commonly-touched surfaces (bathrooms, doorknobs, light switches, etc.)
- DO NOT share food or drinks
- Wear a face covering

**Regularly clean all common areas that are likely to be touched.**

Steering Wheel • Gearstick • Handbrake • Door Handles • Radio and Infotainment Controls • Steering Column Stalks (Indicators, Windscreen Wipers, Cruise Control) • Elbow Rests • Seat Position Controls • Door Frame

