



### Community Health Priorities

In Mecklenburg, the most recent Community Health Assessment (CHA) was conducted in 2013. The CHA process included a review of community health indicators, community opinion survey, a community priority setting activity and action planning on leading priorities.

The top four health issues, as decided by Mecklenburg residents, were:

1. **Chronic Disease Prevention**
2. **Mental Health**
3. **Access to Care**
4. **Violence Prevention**

Learn more about the 2013 Mecklenburg Community Health Assessment online at: [www.meckhealth.org](http://www.meckhealth.org)

# 2014 Mecklenburg State of the County Health Report

In North Carolina, the state requires each local health department to conduct a **Community Health Assessment (CHA)** every four years for accreditation and as part of its consolidated contract. During the years between health assessments, health directors submit an abbreviated **State of the County Health report (SOTCH) report**. In Mecklenburg County, this report consists of an overview of selected health indicators presented in tables and charts.

Sections include information on demographics, maternal, child and infant health and leading causes of morbidity and mortality. Throughout this report, local programs and initiatives will highlight progress in addressing the top four health issues as identified by Mecklenburg residents. These snapshots of progress support the Healthy North Carolina 2020 goal of making North Carolina a healthier state.

## Mecklenburg County Demographics At a Glance *(source: US Census)*


### 2013 Population

Total number of people living in Mecklenburg:

**990,977**

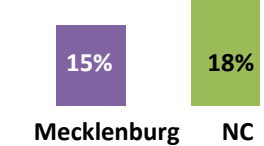
### Median Age

People in Mecklenburg are younger than in the State.



### Poverty

The percent of people living in poverty is lower than in NC.



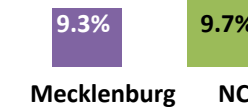
### Median Household Income:

Median Household income is higher in Mecklenburg.



### Unemployment Rates:

Unemployment rates are similar to those in the State.

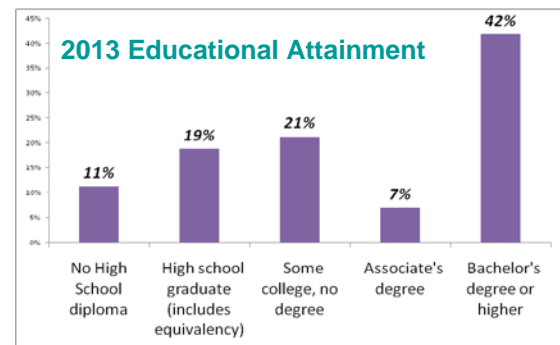
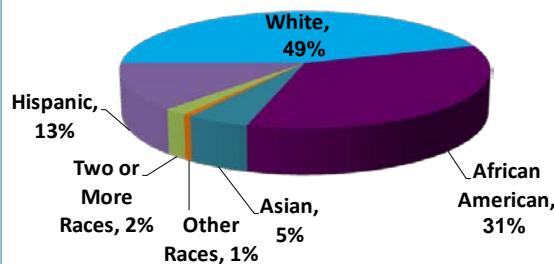


### Percent Uninsured:

A slightly higher percent of uninsured live in Mecklenburg.



### 2013 Mecklenburg County Race/Ethnicity Distribution



**Vulnerable populations,** includes groups that have not been well integrated into health care systems due to cultural, economic, geographic or health characteristics. These populations may also be at higher risk during disasters. The following table includes examples of vulnerable populations in Mecklenburg.

Vulnerable Group Characteristic	Estimated Persons	% of Population
Disabled	91,831	9.3%
Limited English Proficiency	85,224	8.6%
Homeless	2,014	0.2%
Children less than 5 years	70,376	7.1%
Persons 65 years and older	96,252	9.7%
Persons 85 years and older	11,065	1.1%

Source: 2013 American Community Survey Estimates