

Persons Living with HIV Infection in Mecklenburg as of 12/31/2015

Over 1 million people live in Mecklenburg

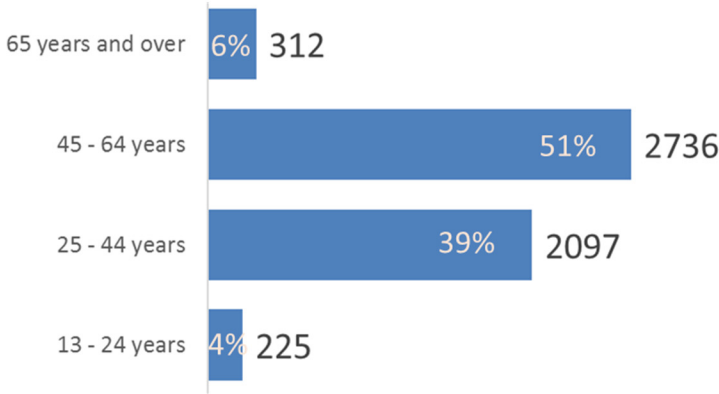
5 3 8 2

Estimated Number of Persons Living with HIV
(based on county of diagnosis)

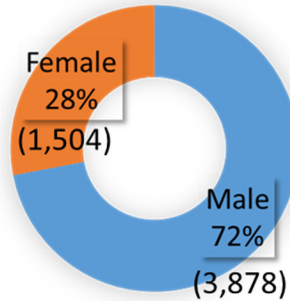
In 2015 there were 289 newly diagnosed HIV infections, 7% lower than 2014 (311 cases).

HIV Prevalence By Current Age and Gender

Persons Living with HIV* in Mecklenburg by Current Age



Persons Living with HIV* in Mecklenburg by Gender

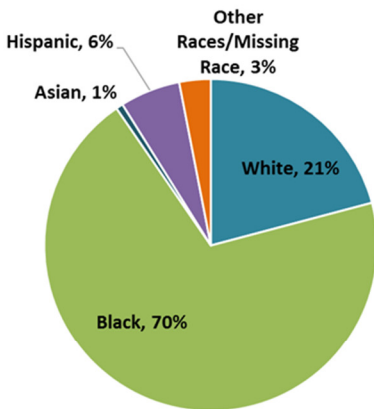


HIV prevalence is 2.5 times higher among males than females.

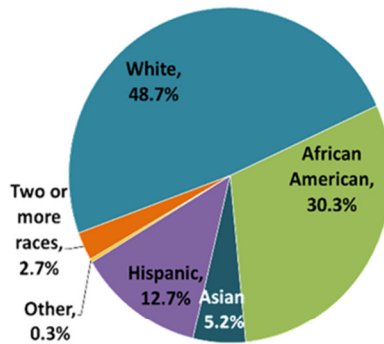
Source: NC HIV/Prevention and Care Unit, Mecklenburg County Line List
Prepared by: Mecklenburg Public Health, Epidemiology

Racial and Ethnic Differences in HIV Prevalence

Persons Living with HIV* in Mecklenburg as of 12/31/2015 by Race/Ethnicity
Total: 5,382



Persons Living in Mecklenburg 2014 US Census, ACS Estimate
Population: 1,012,539



The rate of black males living with an HIV diagnosis is 5 times that of white males.



The rate of black females living with an HIV diagnosis is 12 times that of white females.

Source: NC HIV/Prevention and Care Unit, Mecklenburg County Line List
Prepared by: Mecklenburg Public Health, Epidemiology

*Persons living with HIV include all persons who are alive and were diagnosed with HIV infection in Mecklenburg regardless of status (HIV or AIDS).