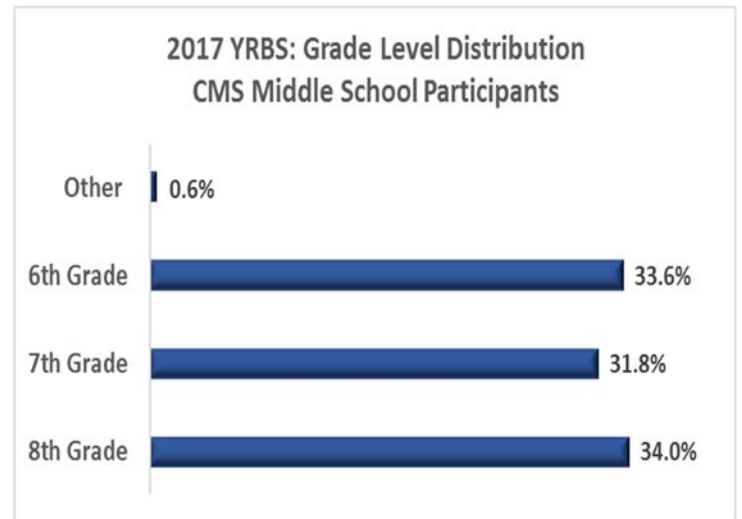





The Youth Risk Behavior Survey (YRBS) produced by the Centers for Disease Control and Prevention and conducted every two years, assesses health risk behaviors that contribute to some of the leading causes of morbidity and mortality in youth.

In 2017, the YRBS was completed by 2,188 students in 43 public and charter middle schools in the Charlotte Mecklenburg School District. Among middle school students participating in the survey:


- 49.2% were female; 50.8% were male
- 38.8% were African American, Non Hispanic
- 28.9% were White, Non Hispanic
- 23.3 were Hispanic/Latino
- 4.8% were Multiple Races
- 4.2% were Other Races



Positive Trends

- 
- Reports of riding with a driver who had been drinking decreased from 28% in 2009 to about 20% in 2017.
 - Ever having sexual intercourse decreased by 43% from 2011 to 2017.
 - Use of inhalants (sniffed glue, paints or sprays to get high) decreased from 11% in 2011 to 6% in 2017.

Areas for Improvement

- 
- More than 40% of students have been bullied on school property.
 - Students who seriously thought about or ever made a plan how they would kill themselves increased in the past 10 years.
 - Use of a computer more than 3 hours a day for something that wasn't for school work increased by over 50% in the past 10 years.



2017 HIGHLIGHTS CHARLOTTE-MECKLENBURG MIDDLE SCHOOL STUDENTS

In 2017, the Youth Risk Behavior Survey was administered to 2,188 Charlotte-Mecklenburg Middle School Students in 43 schools. The following summary tables provide comparative local and state data for years 2007, 2009, 2011, 2013 and 2017, where data is available.

Unintentional Injury and Violence	2009		2011		2013		2017	
	Meck	NC	Meck	NC	Meck	NC	Meck	NC
Never or rarely wore a seat belt when riding in a car driven by someone else	8%	7%	8%	7%	8%	6%	7%	5%
Ever rode in a car driven by someone who had been drinking alcohol	28%	27%	24%	23%	22%	19%	20%	20%
Ever carried a weapon such as a gun, knife, club	31%	39%	30%	34%	28%	35%	28%	34%
Someone stolen or deliberately damaged your property such as your car, clothing, or books on school property in the past 12 months	32%	28%	31%	27%	26%	22%	N/A	
Had been threatened or injured by a weapon	6%	5%	N/A	5%	5%	4%	8%	6%
Ever been in a physical fight	60%	53%	60%	55%	56%	51%	52%	46%
Did not go to school because they felt unsafe at school or on their way to or from school	10%	4%	11%	4%	12%	4%	6%	6%

Bullying and Harassment	2009		2011		2013		2017	
	Meck	NC	Meck	NC	Meck	NC	Meck	NC
Ever been bullied on school property	39%	42%	45%	42%	46%	43%	41%	44%
Have ever been the victim of teasing or name calling because someone thought they were gay, lesbian, or bisexual	N/A		16%	22%	18%	19%	20%	20%
Have ever been electronically bullied, such as through email, chat rooms, instant messaging, Web sites, or text messaging	18%	14%	19%	21%	19%	19%	21%	22%
Have seen other students being bullied in their school	N/A						62%	63%

Substance Abuse	2009		2011		2013		2017	
	Meck	NC	Meck	NC	Meck	NC	Meck	NC
Smoked cigarettes on one or more days in the past 30 days	6%	8%	5%	8%	4%	6%	6%	5%
Ever used an electronic vapor product (e-cigs, e-cigars, vape pipes, e-hookahs and hookah pens)	N/A						21%	19%
Currently use an electronic vapor product (e-cigs, e-cigars, vape pipes, e-hookahs and hookah pens)							10%	10%
Ever had a drink of alcohol other than a few sips	33%	30%	31%	29%	28%	26%	19%	21%
Ever used marijuana	12%	10%	12%	11%	13%	13%	12%	11%
Sniffed glue, breathed the contents of aerosol spray cans, or inhaled any paints or sprays to get high one or more times during their life	12%	12%	11%	12%	10%	8%	6%	7%
Offered, sold, or given an illegal drug by someone on school property	10%	9%	11%	10%	10%	9%	9%	7%



2017 HIGHLIGHTS CHARLOTTE-MECKLENBURG MIDDLE SCHOOL STUDENTS

Sexual Behavior	2009		2011		2013		2017	
	Meck	NC	Meck	NC	Meck	NC	Meck	NC
Ever had sexual intercourse	N/A		20%	15%	15%	11%	12%	10%
Had ever been taught in school about AIDS or HIV infection	75%	69%	73%	62%	74%	67%	63%	60%
Parents or other adults in their family talked with them about what they expect them to do or not to do when it comes to sex	68%	N/A	63%	56%	61%	N/A	64%	44%

Weight Management & Nutrition	2009		2011		2013		2017	
	Meck	NC	Meck	NC	Meck	NC	Meck	NC
Described themselves as slightly or very overweight	24%	26%	23%	25%	23%	26%	24%	27%
Are trying to lose weight	43%	46%	42%	43%	43%	44%	41%	42%

Selected Health Issues	2009		2011		2013		2017	
	Meck	NC	Meck	NC	Meck	NC	Meck	NC
Ever been told by a doctor or nurse that they had asthma	18%	19%	21%	22%	21%	22%	21%	23%
Last saw a doctor or nurse during the past 12 months for a check-up or physical exam when they were not sick or injured	57%	58%	57%	55%	N/A	56%	63%	62%
Last saw a dentist during the past 12 months for a check-up, exam, teeth cleaning or other dental work	61%	63%	66%	63%	N/A	66%	69%	68%

Physical Activity	2009		2011		2013		2017	
	Meck	NC	Meck	NC	Meck	NC	Meck	NC
Physically active for a total of 60 minutes or more per day on five or more of the past seven days	51%	60%	53%	53%	58%	57%	51%	56%
Played video or computer games or used a computer for something that was not school work three or more hours per day on an average school day	27%	26%	31%	30%	38%	41%	46%	45%
Watched three or more hours per day of TV on an average school day	45%	38%	42%	39%	38%	37%	27%	27%