

NC DETECT: Overdose Data by Age, Mecklenburg County

Date Range: November 1, 2017 to January 31, 2018

Source: NC DETECT, Mecklenburg County Emergency Department Data, accessed 2/13/2018

Age Groups	Medication & Drug Overdose		Opioid Overdose		Heroin Overdose		Narcan/Naloxone Use*	
	ED Visits	% of ED Visits	ED Visits	% of ED Visits	ED Visits	% of ED Visits	ED Visits	% of ED Visits
0 -14 yrs	46	9%	2	2%	1	1%	1	3%
15-19 yrs	51	10%	3	2%	0	0%	1	3%
20 - 24 yrs	54	10%	15	12%	14	15%	0	0%
25 - 44 yrs	230	43%	86	69%	66	71%	23	62%
45 - 64 yrs	110	21%	17	14%	11	12%	6	16%
65 and over	45	8%	1	1%	1	1%	6	16%
TOTAL	536	100%	124	100%	93	100%	37	100%

*Narcan/Naloxone has other clinical uses not related to opioid overdose

Note about the in this report:

The “Medication & Drug Overdose” category is a large category that includes the counts for opioid overdose and heroin overdose. Similarly, the “Opioid Overdose” category includes the counts for heroin overdose.

NC DETECT: Overdose Data by Age & Gender, Mecklenburg County

Date Range: November 1, 2017 to January 31, 2018

Source: NC DETECT, Mecklenburg County Emergency Department Data, accessed 2/13/2018

Age Groups	Medication & Drug Overdose		Opioid Overdose		Heroin Overdose		Narcan/Naloxone Use*	
	Males	Females	Males	Females	Males	Females	Males	Females
0 -14 yrs	13	33	1	1	1	0	1	0
15-19 yrs	14	37	1	2	0	0	0	0
20 - 24 yrs	26	28	9	6	8	6	0	2
25 - 44 yrs	119	111	52	34	41	25	15	11
45 - 64 yrs	62	48	11	6	7	4	5	10
65 and over	19	26	1	0	1	0	1	6
TOTAL	253	283	75	49	58	35	22	29

MALES	Age Groups	Medication & Drug Overdose		Opioid Overdose		Heroin Overdose		Narcan/Naloxone Use*	
		ED Visits	% of ED Visits	ED Visits	% of ED Visits	ED Visits	% of ED Visits	ED Visits	% of ED Visits
	0 -14 yrs	13	5%	1	1%	1	2%	1	5%
15-19 yrs	14	6%	1	1%	0	0%	0	0%	
20 - 24 yrs	26	10%	9	12%	8	14%	0	0%	
25 - 44 yrs	119	47%	52	69%	41	71%	15	68%	
45 - 64 yrs	62	25%	11	15%	7	12%	5	23%	
65 and over	19	8%	1	1%	1	2%	1	5%	
TOTAL	253	100%	75	100%	58	100%	22	100%	

FEMALES	Age Groups	Medication & Drug Overdose		Opioid Overdose		Heroin Overdose		Narcan/Naloxone Use*	
		ED Visits	% of ED Visits	ED Visits	% of ED Visits	ED Visits	% of ED Visits	ED Visits	% of ED Visits
	0 -14 yrs	33	12%	1	2%	0	0%	1	5%
15-19 yrs	37	13%	2	4%	0	0%	0	0%	
20 - 24 yrs	28	10%	6	12%	6	17%	0	0%	
25 - 44 yrs	111	39%	34	69%	25	71%	15	68%	
45 - 64 yrs	48	17%	6	12%	4	11%	5	23%	
65 and over	26	9%	0	0%	0	0%	1	5%	
TOTAL	283	100%	49	100%	35	100%	22	100%	

*Narcan/Naloxone has other clinical uses not related to opioid overdose

NC DETECT: Overdose Data by Year, Mecklenburg County

Date Range: November 1, 2017 to January 31, 2018

Source: NC DETECT, Mecklenburg County Emergency Department Data, accessed 2/13/2018

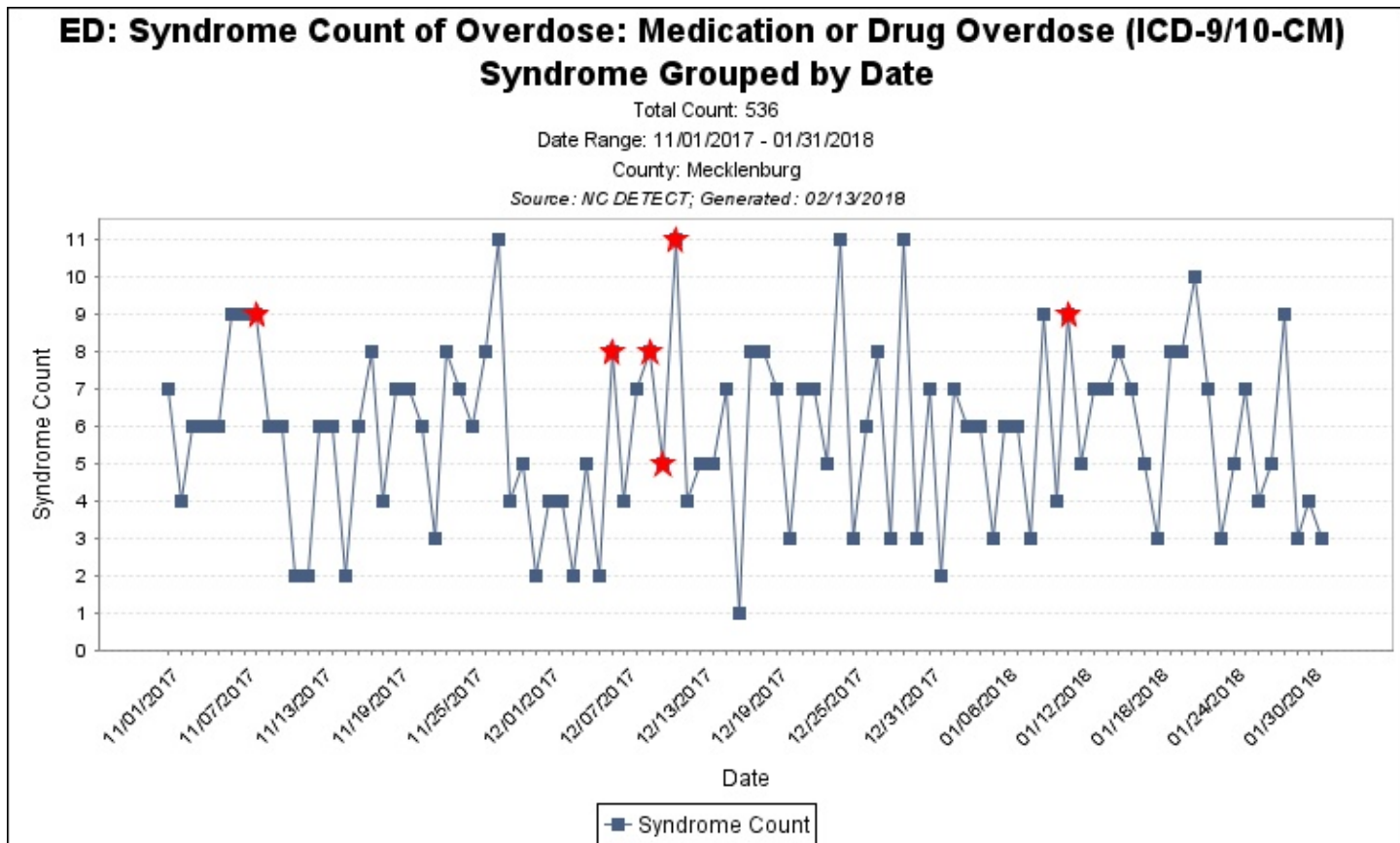
ER Visits: November 1 to January 31			
	2015/16	2016/17	2017/18
Medication & Drug Overdose	482	558	536
Opioid Overdose	84	96	124
Heroin Overdose	64	72	93
Narcan/Naloxone Use*	77	41	37

*Narcan/Naloxone has other clinical uses not related to opioid overdose

NC DETECT: Medication or Drug Overdose, Mecklenburg County

Date Range: November 1, 2017 to January 31, 2018

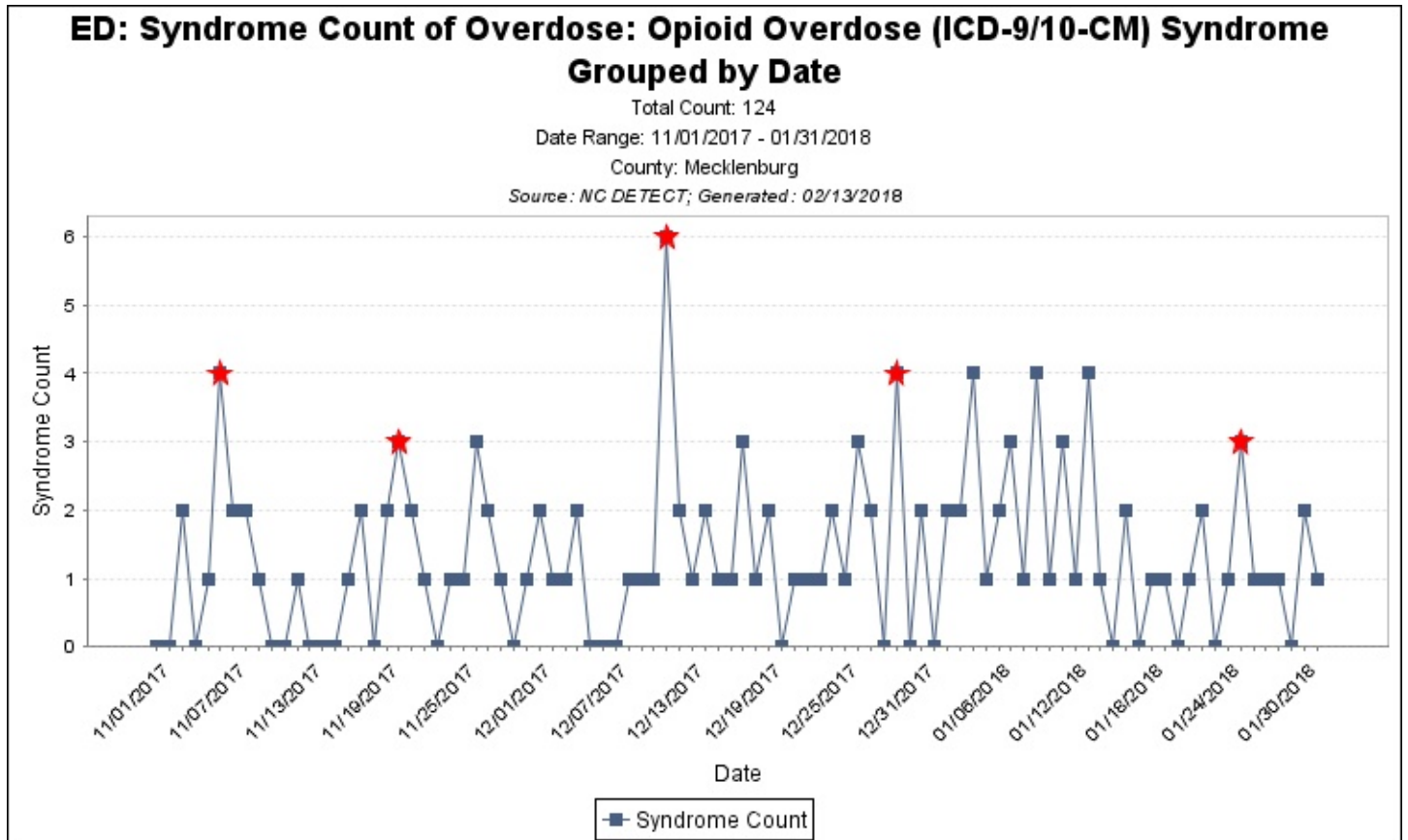
★ Indicates that count for that day is higher than expected based on previous trends



NC DETECT: Opioid Overdose, Mecklenburg County

Date Range: November 1, 2017 to January 31, 2018

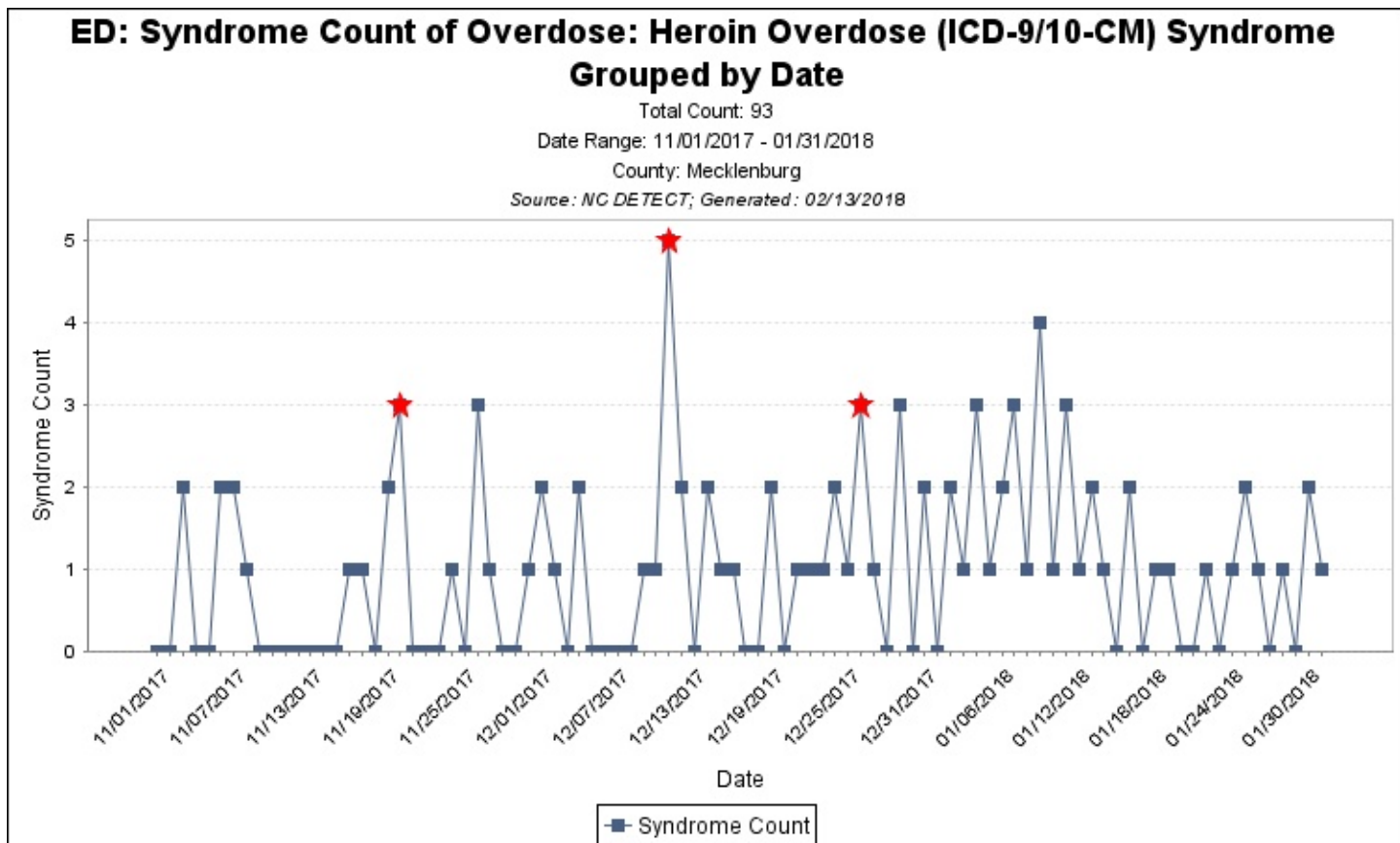
★ Indicates that count for that day is higher than expected based on previous trends



NC DETECT: Heroin Overdose, Mecklenburg County

Date Range: November 1, 2017 to January 31, 2018

★ Indicates that count for that day is higher than expected based on previous trends



NC DETECT: Narcan/Naloxone Use, Mecklenburg County

Date Range: November 1, 2017 to January 31, 2018

★ Indicates that count for that day is higher than expected based on previous trends

