

September 23, 1997 Primary Election Results - Mecklenburg County



Charlotte Mayor (Democrat)

Unofficial Results as of: 09/23/1997 21:26:46
100% of precincts reporting (140 out of 140)



[Click here to align the candidate names with the top of the page](#)


	Leonard Harris	Jim Harwood
Total	2462	3679
	40%	60%

Precinct 1	5	19
Precinct 2	20	33
Precinct 3	40	31
Precinct 4	20	51
Precinct 5	10	18
Precinct 6	23	28
Precinct 7	12	25
Precinct 8	10	26
Precinct 9	19	54
Precinct 10	5	29
Precinct 11	59	34
Precinct 12	55	23
Precinct 13	17	7
Precinct 14	38	14
Precinct 15	13	48
Precinct 16	83	55
Precinct 17	22	18
Precinct 18	4	28
Precinct 19	3	28
Precinct 20	12	40
Precinct 21	10	42
Precinct 22	39	17
Precinct 23	23	25
Precinct 24	43	31
Precinct 25	64	30
Precinct 26	30	39
Precinct 27	37	23
Precinct 28	16	32
Precinct 29	13	41
Precinct 30	12	10
Precinct 31	53	32
Precinct 32	6	21
Precinct 33	17	29
Precinct 34	8	31
Precinct 35	10	29
Precinct 36	6	32
Precinct 37	5	33
Precinct 38	7	39
Precinct 39	39	44
Precinct 40	17	33
Precinct 41	11	18
Precinct 42	64	33
Precinct 43	21	32
Precinct 44	5	33
Precinct 45	12	24
Precinct 46	10	31
Precinct 47	5	32
Precinct 48	2	19

Precinct 49	5	25
Precinct 50	11	26
Precinct 51	12	49
Precinct 52	77	57
Precinct 53	25	11
Precinct 54	42	42
Precinct 55	41	36
Precinct 56	49	17
Precinct 57	3	34
Precinct 58	6	28
Precinct 59	10	36
Precinct 60	36	38
Precinct 61	20	31
Precinct 62	35	26
Precinct 63	20	28
Precinct 64	10	15
Precinct 65	7	20
Precinct 66	8	30
Precinct 67	8	41
Precinct 68	8	22
Precinct 69	9	37
Precinct 70	2	25
Precinct 71	5	13
Precinct 72	2	19
Precinct 73	7	13
Precinct 74	4	35
Precinct 75	10	50
Precinct 76	11	41
Precinct 77	55	32
Precinct 78	67	61
Precinct 79	17	28
Precinct 80	23	30
Precinct 81	49	39
Precinct 82	42	25
Precinct 83	18	20
Precinct 84	14	30
Precinct 85	4	18
Precinct 86	7	10
Precinct 87	8	19
Precinct 88	5	15
Precinct 89	11	39
Precinct 90	4	22
Precinct 91	3	23
Precinct 92	4	21
Precinct 93	6	22
Precinct 94	8	19
Precinct 95	30	41
Precinct 96	3	19
Precinct 97	18	27
Precinct 98	52	30
Precinct 99	9	13
Precinct 100	8	33
Precinct 101	9	30
Precinct 102	15	13
Precinct 103	6	17
Precinct 104	39	31
Precinct 105	18	42
Precinct 106	3	17
Precinct 107	20	38
Precinct 108	30	21
Precinct 109	12	26
Precinct 110	0	21
Precinct 111	8	26
Precinct 112	1	17
Precinct 113	2	15
Precinct 114	8	29
Precinct 115	8	14
Precinct 116	12	16
Precinct 117	5	11
Precinct 118	6	24
Precinct 119	4	25
Precinct 120	12	15
Precinct 121	3	12
Precinct 122	10	23

Precinct 204	3	2
Precinct 210	49	27
Precinct 212	5	3
Precinct 213	16	16
Precinct 214	21	34
Precinct 222	9	11
Precinct 223	9	17
Precinct 226	1	9
Precinct 227	6	20
Precinct 228	23	26
Precinct 230	6	16
Precinct 232	9	21
Precinct 237	19	14
Precinct 238	7	14
Precinct 239	6	9
Precinct 243	4	0
Absentee	27	28
Curbside	8	4



 [Return to the top of this page.](#)

September 23, 1997 Primary Election Results - Mecklenburg County



Charlotte City Council At-Large (Democrat)

Unofficial Results as of: 09/23/1997 21:26:46
100% of precincts reporting (140 out of 140)



Note: If your browser does not display the returns properly, you may choose to see the [first part](#) or the [second part](#) of this list. .

[Click here to align the candidate names with the top of the page](#)

Kyle Stefan Winston	Steve Kearney	Al Rousso	Michael Shorkey	Warren Turner	Joe White
Total 4274	4235	7959	1730	3625	4940
*****	*****	*****			*****
16%	16%	30%	6%	14%	18%
Precinct 1 34	42	67	10	13	46
Precinct 2 40	44	73	23	25	49
Precinct 3 44	30	68	16	45	37
Precinct 4 50	50	85	18	46	54
Precinct 5 20	19	38	7	19	24
Precinct 6 32	35	65	27	30	36
Precinct 7 26	28	43	8	17	28
Precinct 8 39	56	96	10	11	77
Precinct 9 71	89	120	23	34	83
Precinct 10 29	39	50	9	12	34
Precinct 11 73	69	115	16	61	73
Precinct 12 62	27	81	14	60	23
Precinct 13 10	9	17	7	10	14
Precinct 14 38	19	50	12	31	22
Precinct 15 47	61	78	21	29	47
Precinct 16 245	47	236	18	144	102
Precinct 17 25	24	39	14	25	27
Precinct 18 39	51	75	15	14	58
Precinct 19 23	36	54	7	9	39
Precinct 20 42	64	86	20	25	75
Precinct 21	47	77	24	14	47

34						
Precinct	22	19	66	13	60	22
24						
Precinct	23	19	57	9	24	29
28						
Precinct	24	28	66	17	31	35
24						
Precinct	25	38	150	18	109	71
83						
Precinct	26	38	74	23	50	41
48						
Precinct	27	29	57	17	38	34
38						
Precinct	28	36	57	16	30	30
31						
Precinct	29	38	61	21	22	37
25						
Precinct	30	16	23	5	13	12
16						
Precinct	31	33	105	8	39	41
29						
Precinct	32	33	60	6	7	42
24						
Precinct	33	33	57	11	27	34
31						
Precinct	34	35	47	19	16	32
26						
Precinct	35	34	51	13	19	33
26						
Precinct	36	66	94	12	19	70
60						
Precinct	37	38	67	13	12	46
34						
Precinct	38	32	61	19	19	42
23						
Precinct	39	35	94	18	44	37
31						
Precinct	40	34	57	13	26	29
25						
Precinct	41	17	37	10	23	17
24						
Precinct	42	34	114	11	77	89
80						
Precinct	43	38	64	15	38	33
40						
Precinct	44	44	56	18	17	37
29						
Precinct	45	26	52	16	20	28
19						
Precinct	46	36	50	15	20	27
24						
Precinct	47	42	68	11	16	49
33						
Precinct	48	38	53	10	11	36
37						
Precinct	49	33	51	10	17	40
29						
Precinct	50	25	41	9	18	27
20						
Precinct	51	61	89	21	20	65
37						
Precinct	52	35	143	23	102	73
60						
Precinct	53	20	55	9	12	29
24						
Precinct	54	39	122	15	63	49
57						
Precinct	55	24	143	9	120	58
104						
Precinct	56	15	78	11	59	50
69						
Precinct	57	42	79	20	21	67
27						
Precinct	58	23	44	9	16	36


19						
Precinct	59	29	54	13	25	42
22						
Precinct	60	34	72	14	49	36
44						
Precinct	61	40	61	16	27	36
39						
Precinct	62	28	48	12	27	29
30						
Precinct	63	29	49	11	27	32
24						
Precinct	64	19	31	13	11	28
23						
Precinct	65	19	32	10	10	23
12						
Precinct	66	27	55	17	13	38
15						
Precinct	67	46	85	14	21	41
38						
Precinct	68	31	40	14	14	30
20						
Precinct	69	32	51	18	18	50
23						
Precinct	70	31	56	16	14	32
23						
Precinct	71	32	40	9	11	29
21						
Precinct	72	25	42	8	8	30
16						
Precinct	73	18	27	10	9	21
13						
Precinct	74	36	64	9	18	44
30						
Precinct	75	42	78	15	26	58
18						
Precinct	76	51	84	13	22	64
31						
Precinct	77	28	68	12	87	31
32						
Precinct	78	59	136	29	69	84
66						
Precinct	79	35	66	20	17	37
24						
Precinct	80	31	58	19	27	35
28						
Precinct	81	45	101	21	37	43
53						
Precinct	82	20	83	12	55	69
59						
Precinct	83	26	41	7	12	27
26						
Precinct	84	36	47	10	22	34
27						
Precinct	85	21	30	4	7	20
14						
Precinct	86	21	39	7	8	24
15						
Precinct	87	23	35	7	12	24
18						
Precinct	88	15	25	5	11	18
12						
Precinct	89	31	53	10	16	42
25						
Precinct	90	21	37	7	11	14
10						
Precinct	91	21	31	8	9	24
13						
Precinct	92	28	41	8	15	27
18						
Precinct	93	22	39	8	16	28
16						
Precinct	94	23	30	7	15	22
12						
Precinct	95	43	78	16	48	41

1997 Mecklenburg County Primary Election - Charlotte City Council At-Large (Democrat)

48						
Precinct 96	23	34	14	13	22	
14						
Precinct 97	28	54	13	24	35	
23						
Precinct 98	41	87	18	50	58	
55						
Precinct 99	11	19	7	16	7	
18						
Precinct 100	33	57	13	20	51	
26						
Precinct 101	27	56	20	19	39	
26						
Precinct 102	24	31	8	21	20	
24						
Precinct 103	28	42	7	20	30	
18						
Precinct 104	39	79	16	35	41	
45						
Precinct 105	34	67	17	33	41	
34						
Precinct 106	29	40	11	12	23	
21						
Precinct 107	28	56	16	43	43	
38						
Precinct 108	37	48	16	36	26	
28						
Precinct 109	39	53	15	17	32	
26						
Precinct 110	9	24	6	7	18	
6						
Precinct 111	38	60	13	7	50	
24						
Precinct 112	21	30	8	10	21	
10						
Precinct 113	13	26	3	6	13	
8						
Precinct 114	31	46	11	16	39	
21						
Precinct 115	14	20	6	11	14	
12						
Precinct 116	18	23	8	23	14	
17						
Precinct 117	12	22	6	13	15	
13						
Precinct 118	21	29	9	14	17	
16						
Precinct 119	24	41	7	12	30	
12						
Precinct 120	18	18	11	15	15	
12						
Precinct 121	9	19	6	6	9	
9						
Precinct 122	24	36	14	26	24	
25						
Precinct 204	6	7	2	5	7	
5						
Precinct 210	29	113	10	50	53	
72						
Precinct 212	3	7	1	4	6	
4						
Precinct 213	20	37	8	24	22	
20						
Precinct 214	48	55	23	38	49	
44						
Precinct 222	14	25	7	9	15	
12						
Precinct 223	18	23	8	17	13	
17						
Precinct 226	16	19	8	7	13	
13						
Precinct 227	16	26	10	12	17	
13						
Precinct 228	32	49	13	32	33	

32						
Precinct 230	15	21	10	10	20	
8						
Precinct 232	19	24	13	14	19	
16						
Precinct 237	15	35	9	19	15	
21						
Precinct 238	17	18	6	14	14	
12						
Precinct 239	15	15	3	11	12	
11						
Precinct 243	1	3	1	1	2	
1						
Absentee	42	87	15	31	49	
45						
Curbside	6	15	3	9	5	
8						



 [Return to the top of this page.](#)

September 23, 1997 Primary Election Results - Mecklenburg County



Charlotte City Council District #3 (Democrat)

Unofficial Results as of: 09/23/1997 21:26:46
100% of precincts reporting (19 out of 19)



[Click here to align the candidate names with the top of the page](#)

	Patrick Cannon	Yvette Sayles
Total	1342	237

	85%	15%
Precinct 22	91	10
Precinct 23	58	8
Precinct 24	62	27
Precinct 31	125	8
Precinct 39	106	12
Precinct 52	196	12
Precinct 53	55	10
Precinct 77	105	13
Precinct 78	138	28
Precinct 79	58	14
Precinct 80	49	14
Precinct 81	94	23
Precinct 98	84	26
Precinct 122	35	14
Precinct 228	54	13
Precinct 230	23	4
Precinct 243	4	1
Absentee	3	0
Curbside	2	0



[Return to the top of this page.](#)

September 23, 1997 Primary Election Results - Mecklenburg County



Charlotte City Council District #6 (Democrat)

Unofficial Results as of: 09/23/1997 21:26:46
100% of precincts reporting (27 out of 27)



[Click here to align the candidate names with the top of the page](#)

	Peter Gamm	Gale Mahood
Total	454	787
	37%	63%

Precinct 21	23	48
Precinct 37	15	40
Precinct 38	18	36
Precinct 50	24	21
Precinct 51	30	56
Precinct 57	29	41
Precinct 58	19	24
Precinct 59	21	33
Precinct 67	17	50
Precinct 68	16	23
Precinct 70	16	31
Precinct 72	7	30
Precinct 73	14	10
Precinct 75	30	43
Precinct 76	29	46
Precinct 85	12	19
Precinct 86	12	19
Precinct 92	15	24
Precinct 97	21	29
Precinct 101	16	39
Precinct 110	8	15
Precinct 111	22	33
Precinct 114	14	29
Precinct 119	14	21
Precinct 120	8	19
Absentee	4	8
Curbside	0	0



[Return to the top of this page.](#)

September 23, 1997 Primary Election Results - Mecklenburg County



Charlotte Mayor (Republican)

Unofficial Results as of: 09/23/1997 21:26:46
100% of precincts reporting (140 out of 140)




[Click here to align the candidate names with the top of the page](#)

	Pat McCrory	Ken Pfenninger
Total	9278 ***** 90%	1045 10%
Precinct 1	68	1
Precinct 2	26	3
Precinct 3	11	4
Precinct 4	46	6
Precinct 5	18	8
Precinct 6	44	9
Precinct 7	32	5
Precinct 8	137	11
Precinct 9	52	4
Precinct 10	29	3
Precinct 11	21	5
Precinct 12	1	2
Precinct 13	1	1
Precinct 14	3	0
Precinct 15	27	5
Precinct 16	2	0
Precinct 17	10	1
Precinct 18	119	0
Precinct 19	77	4
Precinct 20	68	12
Precinct 21	73	9
Precinct 22	3	0
Precinct 23	11	7
Precinct 24	12	2
Precinct 25	1	0
Precinct 26	30	5
Precinct 27	2	0
Precinct 28	15	1
Precinct 29	30	5
Precinct 30	8	1
Precinct 31	0	0
Precinct 32	128	7
Precinct 33	30	6
Precinct 34	32	6
Precinct 35	32	5
Precinct 36	133	8
Precinct 37	126	10
Precinct 38	70	12
Precinct 39	4	1
Precinct 40	19	9
Precinct 41	13	2
Precinct 42	5	0
Precinct 43	17	6
Precinct 44	27	4
Precinct 45	29	3
Precinct 46	26	7
Precinct 47	89	12
Precinct 48	115	7

Precinct 49	64	13
Precinct 50	74	10
Precinct 51	112	12
Precinct 52	1	0
Precinct 53	15	4
Precinct 54	4	1
Precinct 55	3	0
Precinct 56	0	0
Precinct 57	132	9
Precinct 58	94	12
Precinct 59	65	13
Precinct 60	4	0
Precinct 61	38	5
Precinct 62	22	7
Precinct 63	31	7
Precinct 64	35	4
Precinct 65	73	7
Precinct 66	65	7
Precinct 67	174	15
Precinct 68	104	5
Precinct 69	224	35
Precinct 70	198	12
Precinct 71	134	7
Precinct 72	192	13
Precinct 73	113	7
Precinct 74	113	6
Precinct 75	281	19
Precinct 76	253	20
Precinct 77	1	1
Precinct 78	23	9
Precinct 79	16	9
Precinct 80	26	9
Precinct 81	35	6
Precinct 82	5	3
Precinct 83	49	11
Precinct 84	21	4
Precinct 85	130	18
Precinct 86	207	11
Precinct 87	112	10
Precinct 88	79	14
Precinct 89	57	16
Precinct 90	117	7
Precinct 91	209	9
Precinct 92	146	6
Precinct 93	201	16
Precinct 94	31	5
Precinct 95	40	11
Precinct 96	119	27
Precinct 97	42	4
Precinct 98	21	1
Precinct 99	17	2
Precinct 100	245	30
Precinct 101	192	19
Precinct 102	42	9
Precinct 103	203	25
Precinct 104	7	5
Precinct 105	27	8
Precinct 106	79	8
Precinct 107	32	17
Precinct 108	27	2
Precinct 109	18	3
Precinct 110	122	8
Precinct 111	204	14
Precinct 112	172	22
Precinct 113	138	9
Precinct 114	160	8
Precinct 115	41	5
Precinct 116	19	2
Precinct 117	45	6
Precinct 118	100	19
Precinct 119	118	5
Precinct 120	18	6
Precinct 121	95	6
Precinct 122	33	4

Precinct 204	7	5
Precinct 210	3	0
Precinct 212	4	0
Precinct 213	24	16
Precinct 214	78	9
Precinct 222	12	8
Precinct 223	18	6
Precinct 226	134	11
Precinct 227	220	16
Precinct 228	21	6
Precinct 230	20	3
Precinct 232	166	19
Precinct 237	24	4
Precinct 238	22	3
Precinct 239	35	5
Precinct 243	5	0
Absentee	150	16
Curbside	4	0



 [Return to the top of this page.](#)

September 23, 1997 Primary Election Results - Mecklenburg County



Charlotte City Council District #2 (Republican)

Unofficial Results as of: 09/23/1997 21:26:46
100% of precincts reporting (20 out of 20)



[Click here to align the candidate names with the top of the page](#)

	Steve James	Rickey Reid
Total	228	169

	57%	43%
Precinct 11	12	13
Precinct 12	2	1
Precinct 13	1	1
Precinct 16	1	1
Precinct 25	0	1
Precinct 26	20	13
Precinct 40	21	7
Precinct 41	8	2
Precinct 54	0	3
Precinct 55	0	2
Precinct 89	43	22
Precinct 210	0	2
Precinct 213	21	11
Precinct 214	42	42
Precinct 222	15	1
Precinct 223	14	9
Precinct 238	11	11
Precinct 239	14	24
Absentee	3	3
Curbside	0	0



[Return to the top of this page.](#)

September 23, 1997 Primary Election Results - Mecklenburg County



Charlotte City Council District #6 (Republican)

Unofficial Results as of: 09/23/1997 21:26:46
100% of precincts reporting (27 out of 27)



[Click here to align the candidate names with the top of the page](#)

	Charles Baker	Dan Bishop
Total	1997 ***** 53%	1748 47%
Precinct 21	42	39
Precinct 37	80	56
Precinct 38	34	46
Precinct 50	36	48
Precinct 51	63	60
Precinct 57	85	56
Precinct 58	41	66
Precinct 59	34	47
Precinct 67	109	80
Precinct 68	69	37
Precinct 70	139	70
Precinct 72	127	76
Precinct 73	45	77
Precinct 75	166	134
Precinct 76	147	122
Precinct 85	79	69
Precinct 86	108	108
Precinct 92	77	69
Precinct 97	20	26
Precinct 101	100	112
Precinct 110	64	68
Precinct 111	112	105
Precinct 114	85	84
Precinct 119	79	43
Precinct 120	12	12
Absentee	43	37
Curbside	1	1



[Return to the top of this page.](#)

September 23, 1997 Primary Election Results - Mecklenburg County



Charlotte City Council District #7 (Republican)

Unofficial Results as of: 09/23/1997 21:26:46
100% of precincts reporting (20 out of 20)




[Click here to align the candidate names with the top of the page](#)

	Mike Jackson	Debbie Ware
Total	1799	1131

	61%	39%
Precinct 69	160	102
Precinct 87	76	47
Precinct 88	43	51
Precinct 90	87	38
Precinct 91	138	78
Precinct 93	150	67
Precinct 96	72	77
Precinct 99	12	7
Precinct 100	189	85
Precinct 103	123	113
Precinct 112	127	68
Precinct 113	91	57
Precinct 117	31	20
Precinct 118	87	32
Precinct 121	69	33
Precinct 226	88	58
Precinct 227	125	113
Precinct 232	111	73
Absentee	19	12
Curbside	1	0



 [Return to the top of this page.](#)