

November 4, 1997 General Election Results - Mecklenburg County



Board of Education (District 1)

Official Results as of: 11/07/1997 11:00:00

100% of precincts complete (35 out of 35) 21% Voter Turnout (17966 out of 84774)



[Click here to align the candidate names with the top of the page](#)

	Pam Mange	Jim Puckett
Total	7000	8096
	46%	53%

Precinct 4	314	208
Precinct 79	121	160
Precinct 80	138	166
Precinct 89	176	353
Precinct 95	224	182
Precinct 105	281	140
Precinct 107	246	402
Precinct 116	108	100
Precinct 122	233	153
Precinct 200	65	66
Precinct 202	232	301
Precinct 203	117	104
Precinct 204	172	130
Precinct 205	163	156
Precinct 206	885	337
Precinct 207	308	362
Precinct 208	306	379
Precinct 209	195	720
Precinct 212	113	116
Precinct 214	439	439
Precinct 222	65	290
Precinct 223	141	169
Precinct 224	54	112
Precinct 228	158	107
Precinct 229	102	125
Precinct 230	118	111
Precinct 237	197	211
Precinct 238	179	327
Precinct 239	281	312
Precinct 240	272	643
Precinct 241	157	238
Precinct 242	225	263
Precinct 243	88	72
Absentee	81	80
Curbside	3	7
Provisional	43	55



[Return to the top of this page.](#)

November 4, 1997 General Election Results - Mecklenburg County



Board of Education (District 2)

Official Results as of: 11/07/1997 11:00:00

100% of precincts complete (23 out of 23) 18% Voter Turnout (9099 out of 50607)



[Click here to align the candidate names with the top of the page](#)

	Vilma D. Leake	Sam Reid	Write-In
Total	5009 ***** 66%	2527 33%	26 0%
Precinct 12	225	48	1
Precinct 16	452	251	1
Precinct 22	164	30	3
Precinct 25	367	149	2
Precinct 31	219	67	0
Precinct 39	223	31	1
Precinct 41	123	79	0
Precinct 50	184	158	0
Precinct 52	361	89	3
Precinct 53	134	101	1
Precinct 54	359	97	0
Precinct 55	292	113	0
Precinct 58	140	132	1
Precinct 59	133	147	1
Precinct 76	372	365	1
Precinct 77	211	100	4
Precinct 78	325	127	0
Precinct 81	245	172	4
Precinct 97	128	77	1
Precinct 98	212	91	1
Precinct 120	64	56	0
Absentee	38	38	1
Curbside	24	6	0
Provisional	14	3	0



[Return to the top of this page.](#)

November 4, 1997 General Election Results - Mecklenburg County



Board of Education (District 3)

Official Results as of: 11/07/1997 11:00:00

100% of precincts complete (22 out of 22) 16% Voter Turnout (7382 out of 44853)



[Click here to align the candidate names with the top of the page](#)

**George
Dunlap**

Total	3889

	98%
Precinct 3	210
Precinct 11	270
Precinct 13	73
Precinct 14	112
Precinct 23	121
Precinct 24	110
Precinct 26	240
Precinct 27	174
Precinct 28	136
Precinct 30	60
Precinct 40	147
Precinct 42	282
Precinct 43	166
Precinct 56	156
Precinct 60	251
Precinct 82	193
Precinct 104	300
Precinct 210	358
Precinct 211	249
Precinct 213	230
Absentee	28
Curbside	11
Provisional	12



[Return to the top of this page.](#)

November 4, 1997 General Election Results - Mecklenburg County



Board of Education (District 4)

Official Results as of: 11/07/1997 11:00:00

100% of precincts complete (28 out of 28) 18% Voter Turnout (11028 out of 60238)



[Click here to align the candidate names with the top of the page](#)

**Louise
Woods**

Total **5998**

 99%

Precinct 2	241
Precinct 5	158
Precinct 6	332
Precinct 7	161
Precinct 9	414
Precinct 10	275
Precinct 15	340
Precinct 17	132
Precinct 21	226
Precinct 29	215
Precinct 33	239
Precinct 34	190
Precinct 35	235
Precinct 44	191
Precinct 45	258
Precinct 46	206
Precinct 61	238
Precinct 62	274
Precinct 63	266
Precinct 64	193
Precinct 84	205
Precinct 96	298
Precinct 99	85
Precinct 108	183
Precinct 109	206
Precinct 117	113
Absentee	100
Curbside	4
Provisional	20



[Return to the top of this page.](#)

November 4, 1997 General Election Results - Mecklenburg County



Board of Education (District 5)

Official Results as of: 11/07/1997 11:00:00

100% of precincts complete (37 out of 37) 31% Voter Turnout (22579 out of 73892)



[Click here to align the candidate names with the top of the page](#)

	Molly Griffins	Jim Kobos
Total	13579	4149

	76%	23%
Precinct 1	347	47
Precinct 8	512	185
Precinct 18	565	66
Precinct 19	413	67
Precinct 20	394	71
Precinct 32	561	93
Precinct 36	552	185
Precinct 37	288	55
Precinct 38	221	59
Precinct 47	421	93
Precinct 48	466	99
Precinct 49	349	75
Precinct 51	373	79
Precinct 57	307	119
Precinct 65	343	87
Precinct 66	325	137
Precinct 67	376	110
Precinct 68	192	82
Precinct 70	431	106
Precinct 71	498	108
Precinct 72	403	102
Precinct 73	204	67
Precinct 74	463	129
Precinct 75	416	367
Precinct 85	346	113
Precinct 86	369	109
Precinct 92	281	140
Precinct 93	285	101
Precinct 101	344	107
Precinct 103	480	137
Precinct 106	430	111
Precinct 110	229	69
Precinct 111	407	226
Precinct 114	354	277
Precinct 119	232	63
Absentee	354	90
Curbside	8	4
Provisional	40	14



[Return to the top of this page.](#)

November 4, 1997 General Election Results - Mecklenburg County



Board of Education (District 6)

Official Results as of: 11/07/1997 11:00:00

100% of precincts complete (33 out of 33) 23% Voter Turnout (18515 out of 81970)



[Click here to align the candidate names with the top of the page](#)

	Malcolm Griggs	Lindalyn Kakadelis
Total	7277	7967
	48%	52%

Precinct 69	352	302
Precinct 83	241	189
Precinct 87	199	253
Precinct 88	167	217
Precinct 90	221	201
Precinct 91	410	300
Precinct 94	131	117
Precinct 100	320	369
Precinct 102	176	238
Precinct 112	369	256
Precinct 113	351	160
Precinct 115	93	146
Precinct 118	226	132
Precinct 121	176	231
Precinct 201	141	199
Precinct 215	349	534
Precinct 216	162	231
Precinct 217	169	243
Precinct 218	165	253
Precinct 219	149	99
Precinct 220	177	207
Precinct 221	217	268
Precinct 225	90	254
Precinct 226	234	300
Precinct 227	618	380
Precinct 231	72	121
Precinct 232	356	470
Precinct 233	309	476
Precinct 234	131	215
Precinct 235	225	265
Precinct 236	171	200
Absentee	88	110
Curbside	1	3
Provisional	21	28



[Return to the top of this page.](#)

November 4, 1997 General Election Results - Mecklenburg County

**School Bonds (\$415,000,000)**

"SHALL the order authorizing \$415,000,000 of bonds secured by a pledge of the faith and credit of the County of Mecklenburg to pay capital costs of providing school facilities, including the acquisition and construction of new school facilities, the improvement and expansion of existing school facilities and the acquisition and installation of furnishings and equipment and the acquisition of interests in real property required therefor, and a tax to be levied for the payment thereof, be approved?"

Official Results as of: 11/07/1997 11:00:00

100% of precincts complete (168 out of 168) 22% Voter Turnout (86569 out of 396324)



[Click here to align the results with the top of the page](#)


	Yes	No
Total	62531	23076

	73%	27%
Precinct 1	377	103
Precinct 2	348	83
Precinct 3	275	93
Precinct 4	516	216
Precinct 5	191	100
Precinct 6	383	160
Precinct 7	240	87
Precinct 8	678	171
Precinct 9	569	96
Precinct 10	388	86
Precinct 11	410	80
Precinct 12	256	33
Precinct 13	99	13
Precinct 14	197	25
Precinct 15	469	113
Precinct 16	587	96
Precinct 17	193	48
Precinct 18	598	130
Precinct 19	479	126
Precinct 20	496	119
Precinct 21	321	122
Precinct 22	206	22
Precinct 23	171	66
Precinct 24	169	83
Precinct 25	457	46
Precinct 26	303	152
Precinct 27	214	59
Precinct 28	180	96
Precinct 29	274	125
Precinct 30	109	43
Precinct 31	272	35
Precinct 32	654	141
Precinct 33	292	133
Precinct 34	252	117
Precinct 35	348	85
Precinct 36	655	225
Precinct 37	331	154
Precinct 38	257	165
Precinct 39	205	75
Precinct 40	231	128
Precinct 41	180	54
Precinct 42	414	89

Precinct 43	257	112
Precinct 44	258	123
Precinct 45	302	161
Precinct 46	270	105
Precinct 47	482	160
Precinct 48	550	139
Precinct 49	418	126
Precinct 50	300	154
Precinct 51	454	170
Precinct 52	350	73
Precinct 53	198	94
Precinct 54	403	64
Precinct 55	333	65
Precinct 56	208	14
Precinct 57	411	151
Precinct 58	269	123
Precinct 59	248	127
Precinct 60	338	75
Precinct 61	324	145
Precinct 62	337	113
Precinct 63	328	145
Precinct 64	244	99
Precinct 65	386	155
Precinct 66	376	143
Precinct 67	455	162
Precinct 68	271	112
Precinct 69	538	257
Precinct 70	551	166
Precinct 71	570	157
Precinct 72	495	145
Precinct 73	261	96
Precinct 74	543	169
Precinct 75	664	293
Precinct 76	747	279
Precinct 77	291	43
Precinct 78	399	155
Precinct 79	206	182
Precinct 80	255	154
Precinct 81	321	182
Precinct 82	259	56
Precinct 83	395	199
Precinct 84	304	129
Precinct 85	473	141
Precinct 86	438	186
Precinct 87	411	165
Precinct 88	342	127
Precinct 89	312	312
Precinct 90	376	133
Precinct 91	633	216
Precinct 92	438	116
Precinct 93	394	208
Precinct 94	200	127
Precinct 95	456	170
Precinct 96	381	186
Precinct 97	198	67
Precinct 98	275	90
Precinct 99	142	32
Precinct 100	633	248
Precinct 101	427	172
Precinct 102	412	165
Precinct 103	585	265
Precinct 104	383	110
Precinct 105	437	154
Precinct 106	509	211
Precinct 107	542	212
Precinct 108	277	84
Precinct 109	288	59
Precinct 110	277	117
Precinct 111	572	219
Precinct 112	553	202
Precinct 113	414	188
Precinct 114	600	206
Precinct 115	248	107
Precinct 116	220	74

Precinct 117	155	74
Precinct 118	337	91
Precinct 119	306	118
Precinct 120	122	31
Precinct 121	343	128
Precinct 122	361	150
Precinct 200	104	75
Precinct 201	279	100
Precinct 202	445	147
Precinct 203	195	83
Precinct 204	259	110
Precinct 205	231	127
Precinct 206	1121	153
Precinct 207	565	181
Precinct 208	600	215
Precinct 209	747	206
Precinct 210	422	117
Precinct 211	292	113
Precinct 212	212	76
Precinct 213	288	181
Precinct 214	764	236
Precinct 215	617	364
Precinct 216	328	147
Precinct 217	326	158
Precinct 218	322	194
Precinct 219	174	143
Precinct 220	303	178
Precinct 221	346	255
Precinct 222	201	196
Precinct 223	233	164
Precinct 224	92	117
Precinct 225	338	167
Precinct 226	476	177
Precinct 227	785	289
Precinct 228	246	122
Precinct 229	164	121
Precinct 230	161	129
Precinct 231	176	50
Precinct 232	668	276
Precinct 233	595	273
Precinct 234	254	133
Precinct 235	419	178
Precinct 236	282	160
Precinct 237	375	115
Precinct 238	458	93
Precinct 239	482	175
Precinct 240	781	209
Precinct 241	314	121
Precinct 242	446	111
Precinct 243	149	75
Absentee	882	357
Curbside	67	13
Provisional	264	70



 [Return to the top of this page.](#)

November 4, 1997 General Election Results - Mecklenburg County

**Jail Bonds (\$62,000,000)**

"SHALL the order authorizing \$62,000,000 of bonds secured by a pledge of the faith and credit of the County of Mecklenburg to pay capital costs of providing for expansion and improvement of Jail Central located on East Fourth Street in the Government Center area in Charlotte, including the acquisition and installation of furnishings and equipment and the acquisition of interests in real property required therefor, and a tax to be levied for the payment thereof, be approved?"

Official Results as of: 11/07/1997 11:00:00

100% of precincts complete (168 out of 168) 22% Voter Turnout (86569 out of 396324)



[Click here to align the results with the top of the page](#)


	Yes	No
Total	51429	30754

	63%	37%
Precinct 1	320	148
Precinct 2	261	151
Precinct 3	184	159
Precinct 4	425	282
Precinct 5	156	130
Precinct 6	316	204
Precinct 7	189	121
Precinct 8	601	221
Precinct 9	479	167
Precinct 10	301	150
Precinct 11	297	159
Precinct 12	150	100
Precinct 13	67	31
Precinct 14	137	60
Precinct 15	334	219
Precinct 16	372	214
Precinct 17	140	83
Precinct 18	557	152
Precinct 19	423	165
Precinct 20	418	180
Precinct 21	270	159
Precinct 22	135	68
Precinct 23	116	103
Precinct 24	110	133
Precinct 25	326	113
Precinct 26	220	211
Precinct 27	170	85
Precinct 28	141	119
Precinct 29	214	165
Precinct 30	77	67
Precinct 31	179	94
Precinct 32	583	188
Precinct 33	236	164
Precinct 34	206	145
Precinct 35	295	124
Precinct 36	579	271
Precinct 37	274	194
Precinct 38	230	184
Precinct 39	116	126
Precinct 40	161	174
Precinct 41	127	88
Precinct 42	276	166

Precinct 43	183	173
Precinct 44	230	142
Precinct 45	252	194
Precinct 46	200	159
Precinct 47	441	182
Precinct 48	534	139
Precinct 49	355	175
Precinct 50	263	180
Precinct 51	403	198
Precinct 52	247	125
Precinct 53	143	126
Precinct 54	269	156
Precinct 55	233	122
Precinct 56	149	43
Precinct 57	383	166
Precinct 58	230	146
Precinct 59	223	133
Precinct 60	233	156
Precinct 61	262	191
Precinct 62	254	180
Precinct 63	256	198
Precinct 64	208	124
Precinct 65	355	170
Precinct 66	353	156
Precinct 67	430	177
Precinct 68	260	116
Precinct 69	483	297
Precinct 70	523	179
Precinct 71	510	189
Precinct 72	423	185
Precinct 73	227	124
Precinct 74	499	190
Precinct 75	607	320
Precinct 76	646	341
Precinct 77	193	117
Precinct 78	287	240
Precinct 79	176	200
Precinct 80	204	193
Precinct 81	243	230
Precinct 82	173	121
Precinct 83	342	238
Precinct 84	204	197
Precinct 85	403	193
Precinct 86	421	185
Precinct 87	328	237
Precinct 88	284	169
Precinct 89	269	340
Precinct 90	323	168
Precinct 91	551	272
Precinct 92	385	154
Precinct 93	366	221
Precinct 94	169	142
Precinct 95	341	253
Precinct 96	355	197
Precinct 97	149	106
Precinct 98	190	155
Precinct 99	101	69
Precinct 100	571	276
Precinct 101	383	198
Precinct 102	337	215
Precinct 103	554	276
Precinct 104	268	199
Precinct 105	328	240
Precinct 106	465	228
Precinct 107	437	301
Precinct 108	190	147
Precinct 109	207	136
Precinct 110	251	130
Precinct 111	539	238
Precinct 112	490	239
Precinct 113	372	214
Precinct 114	516	265
Precinct 115	201	136
Precinct 116	162	123

Precinct 117	133	86
Precinct 118	298	117
Precinct 119	280	124
Precinct 120	80	65
Precinct 121	331	131
Precinct 122	286	207
Precinct 200	79	98
Precinct 201	233	140
Precinct 202	301	236
Precinct 203	155	113
Precinct 204	186	178
Precinct 205	209	142
Precinct 206	909	297
Precinct 207	402	307
Precinct 208	440	353
Precinct 209	547	373
Precinct 210	294	217
Precinct 211	216	175
Precinct 212	169	111
Precinct 213	215	237
Precinct 214	613	375
Precinct 215	611	338
Precinct 216	274	184
Precinct 217	299	171
Precinct 218	314	182
Precinct 219	166	131
Precinct 220	273	180
Precinct 221	311	271
Precinct 222	172	216
Precinct 223	203	186
Precinct 224	74	127
Precinct 225	248	221
Precinct 226	431	217
Precinct 227	658	387
Precinct 228	185	169
Precinct 229	160	123
Precinct 230	149	138
Precinct 231	139	82
Precinct 232	574	355
Precinct 233	553	292
Precinct 234	212	164
Precinct 235	362	207
Precinct 236	237	188
Precinct 237	272	205
Precinct 238	331	204
Precinct 239	385	254
Precinct 240	594	373
Precinct 241	225	178
Precinct 242	358	182
Precinct 243	129	88
Absentee	762	442
Curbside	51	22
Provisional	178	148



 [Return to the top of this page.](#)

November 4, 1997 General Election Results - Mecklenburg County



Community College (CPCC) Bonds - \$23,000,000

"SHALL the order authorizing \$23,000,000 of bonds secured by a pledge of the faith and credit of the County of Mecklenburg to pay capital costs of providing community college facilities, including the acquisition and construction of new community college facilities, the improvement and expansion of existing community college facilities and the acquisition and installation of furnishings and equipment and the acquisition of interests in real property required therefor, and a tax to be levied for the payment thereof, be approved?"

Official Results as of: 11/07/1997 11:00:00

100% of precincts complete (168 out of 168) 22% Voter Turnout (86569 out of 396324)



[Click here to align the results with the top of the page](#)


	Yes	No
Total	61959	20616

	75%	25%
Precinct 1	388	76
Precinct 2	339	83
Precinct 3	280	77
Precinct 4	534	173
Precinct 5	204	81
Precinct 6	401	126
Precinct 7	236	82
Precinct 8	669	158
Precinct 9	550	99
Precinct 10	384	80
Precinct 11	405	61
Precinct 12	230	24
Precinct 13	95	7
Precinct 14	197	16
Precinct 15	457	115
Precinct 16	542	67
Precinct 17	191	43
Precinct 18	578	133
Precinct 19	469	122
Precinct 20	476	127
Precinct 21	325	110
Precinct 22	192	18
Precinct 23	154	66
Precinct 24	177	74
Precinct 25	409	35
Precinct 26	315	128
Precinct 27	214	40
Precinct 28	175	76
Precinct 29	284	100
Precinct 30	106	38
Precinct 31	242	26
Precinct 32	620	151
Precinct 33	300	113
Precinct 34	246	109
Precinct 35	329	90
Precinct 36	656	204
Precinct 37	359	117
Precinct 38	268	139
Precinct 39	191	65
Precinct 40	227	116
Precinct 41	170	48
Precinct 42	409	56

Precinct 43	252	104
Precinct 44	271	106
Precinct 45	308	135
Precinct 46	273	91
Precinct 47	484	137
Precinct 48	548	126
Precinct 49	434	103
Precinct 50	315	128
Precinct 51	453	154
Precinct 52	328	47
Precinct 53	191	76
Precinct 54	372	53
Precinct 55	318	39
Precinct 56	175	9
Precinct 57	416	123
Precinct 58	266	119
Precinct 59	262	101
Precinct 60	331	65
Precinct 61	327	138
Precinct 62	347	92
Precinct 63	325	134
Precinct 64	250	87
Precinct 65	400	129
Precinct 66	393	118
Precinct 67	468	140
Precinct 68	296	82
Precinct 69	573	211
Precinct 70	565	134
Precinct 71	571	141
Precinct 72	497	130
Precinct 73	258	91
Precinct 74	546	150
Precinct 75	701	236
Precinct 76	745	246
Precinct 77	278	36
Precinct 78	396	139
Precinct 79	211	171
Precinct 80	257	142
Precinct 81	315	158
Precinct 82	245	49
Precinct 83	403	180
Precinct 84	298	112
Precinct 85	481	113
Precinct 86	446	160
Precinct 87	400	164
Precinct 88	346	114
Precinct 89	307	303
Precinct 90	374	119
Precinct 91	646	187
Precinct 92	433	111
Precinct 93	416	174
Precinct 94	211	102
Precinct 95	458	144
Precinct 96	408	146
Precinct 97	204	52
Precinct 98	281	71
Precinct 99	138	33
Precinct 100	645	214
Precinct 101	442	144
Precinct 102	408	151
Precinct 103	634	206
Precinct 104	408	81
Precinct 105	425	142
Precinct 106	520	174
Precinct 107	565	171
Precinct 108	262	85
Precinct 109	285	59
Precinct 110	274	109
Precinct 111	587	186
Precinct 112	565	175
Precinct 113	437	157
Precinct 114	583	203
Precinct 115	241	104
Precinct 116	230	56

Precinct 117	170	54
Precinct 118	339	84
Precinct 119	315	99
Precinct 120	113	33
Precinct 121	362	101
Precinct 122	365	141
Precinct 200	104	70
Precinct 201	287	88
Precinct 202	376	158
Precinct 203	191	82
Precinct 204	265	100
Precinct 205	246	105
Precinct 206	1035	200
Precinct 207	492	216
Precinct 208	526	264
Precinct 209	669	257
Precinct 210	407	122
Precinct 211	270	129
Precinct 212	209	77
Precinct 213	288	163
Precinct 214	749	241
Precinct 215	751	207
Precinct 216	322	142
Precinct 217	359	114
Precinct 218	365	139
Precinct 219	189	105
Precinct 220	307	145
Precinct 221	351	226
Precinct 222	197	188
Precinct 223	237	148
Precinct 224	101	102
Precinct 225	316	163
Precinct 226	470	172
Precinct 227	765	287
Precinct 228	260	103
Precinct 229	163	118
Precinct 230	169	118
Precinct 231	174	46
Precinct 232	679	247
Precinct 233	631	214
Precinct 234	250	125
Precinct 235	418	156
Precinct 236	278	151
Precinct 237	367	118
Precinct 238	415	123
Precinct 239	439	197
Precinct 240	698	272
Precinct 241	280	118
Precinct 242	385	154
Precinct 243	153	61
Absentee	770	285
Curbside	33	3
Provisional	174	44



 [Return to the top of this page.](#)

November 4, 1997 General Election Results - Mecklenburg County



Charlotte Mayor

Official Results as of: 11/07/1997 11:00:00

100% of precincts complete (142 out of 142) 22% Voter Turnout (71511 out of 329942)

[Click here to align the candidate names with the top of the page](#)


	Jim Harwood (D)	Pat McCrorry (R)
Total	14520	52212
	22%	78%

Precinct 1	35	429
Precinct 2	121	287
Precinct 3	198	170
Precinct 4	143	520
Precinct 5	87	199
Precinct 6	137	400
Precinct 7	88	232
Precinct 8	52	775
Precinct 9	117	501
Precinct 10	80	367
Precinct 11	181	288
Precinct 12	222	80
Precinct 13	99	23
Precinct 14	190	39
Precinct 15	137	396
Precinct 16	342	257
Precinct 17	130	111
Precinct 18	24	679
Precinct 19	28	553
Precinct 20	71	520
Precinct 21	87	348
Precinct 22	165	67
Precinct 23	104	122
Precinct 24	149	111
Precinct 25	270	207
Precinct 26	214	233
Precinct 27	173	104
Precinct 28	105	163
Precinct 29	102	286
Precinct 30	83	70
Precinct 31	233	85
Precinct 32	41	728
Precinct 33	104	324
Precinct 34	89	268
Precinct 35	64	356
Precinct 36	64	800
Precinct 37	62	423
Precinct 38	97	320
Precinct 39	210	60
Precinct 40	151	204
Precinct 41	148	94
Precinct 42	335	156
Precinct 43	154	208
Precinct 44	66	300
Precinct 45	114	334
Precinct 46	122	232
Precinct 47	40	584
Precinct 48	27	644

Precinct 49	60	467
Precinct 50	60	378
Precinct 51	83	526
Precinct 52	278	148
Precinct 53	112	168
Precinct 54	264	173
Precinct 55	210	152
Precinct 56	84	132
Precinct 57	62	500
Precinct 58	58	331
Precinct 59	41	330
Precinct 60	259	139
Precinct 61	139	334
Precinct 62	142	291
Precinct 63	120	349
Precinct 64	59	271
Precinct 65	39	492
Precinct 66	47	458
Precinct 67	53	555
Precinct 68	45	333
Precinct 69	69	722
Precinct 70	39	674
Precinct 71	35	682
Precinct 72	35	606
Precinct 73	35	327
Precinct 74	39	655
Precinct 75	66	883
Precinct 76	69	940
Precinct 77	205	121
Precinct 78	251	287
Precinct 79	100	252
Precinct 80	114	276
Precinct 81	163	330
Precinct 82	183	122
Precinct 83	109	483
Precinct 84	131	291
Precinct 85	88	517
Precinct 86	21	587
Precinct 87	88	481
Precinct 88	63	411
Precinct 89	87	506
Precinct 90	33	468
Precinct 91	55	775
Precinct 92	47	509
Precinct 93	52	551
Precinct 94	73	243
Precinct 95	198	423
Precinct 96	57	497
Precinct 97	83	181
Precinct 98	157	196
Precinct 99	50	123
Precinct 100	71	804
Precinct 101	44	560
Precinct 102	123	434
Precinct 103	74	755
Precinct 104	271	220
Precinct 105	143	425
Precinct 106	51	648
Precinct 107	189	528
Precinct 108	154	196
Precinct 109	67	261
Precinct 110	37	351
Precinct 111	48	715
Precinct 112	64	685
Precinct 113	47	543
Precinct 114	69	737
Precinct 115	81	267
Precinct 116	112	192
Precinct 117	36	193
Precinct 118	33	387
Precinct 119	32	391
Precinct 120	68	84
Precinct 121	26	437
Precinct 122	88	428

Precinct 204	54	144
Precinct 210	232	150
Precinct 211	0	3
Precinct 212	13	47
Precinct 213	161	282
Precinct 214	133	824
Precinct 222	52	213
Precinct 223	55	215
Precinct 224	5	0
Precinct 226	60	572
Precinct 227	83	836
Precinct 228	103	219
Precinct 230	28	110
Precinct 232	67	718
Precinct 237	141	334
Precinct 238	50	421
Precinct 239	77	505
Precinct 243	13	42
Absentee	116	838
Curbside	36	29
Provisional	48	166



 [Return to the top of this page.](#)

November 4, 1997 General Election Results - Mecklenburg County



Charlotte City Council (At-Large)

Official Results as of: 11/07/1997 11:00:00

100% of precincts complete (142 out of 142) 22% Voter Turnout (71511 out of 329942)




John Helms (R)	Steve Don Kearney (D) Reid (R)	Al Lynn Rouso (D) Wheeler (R)	Joe White (D)	Kyle Winston (D)	Rod Autrey (R)
Total	20900	43609	29220	18243	36845
21298	32388	42415			*****
*****	*****	*****			
Precinct 1	101	299	215	57	326
127	223	367			
Precinct 2	191	325	241	140	197
84	119	248			
Precinct 3	210	298	234	218	96
58	99	114			
Precinct 4	226	450	293	208	350
209	331	381			
Precinct 5	118	204	143	103	127
78	129	146			
Precinct 6	192	353	232	168	285
172	261	329			
Precinct 7	105	220	142	98	153
88	157	193			
Precinct 8	142	539	373	78	613
241	399	666			
Precinct 9	219	517	395	163	394
121	188	443			
Precinct 10	186	344	253	122	254
88	135	320			
Precinct 11	265	416	306	240	183
51	101	231			
Precinct 12	244	296	251	268	18
7	21	24			
Precinct 13	101	115	103	104	10
6	7	16			
Precinct 14	199	216	197	193	20
10	20	26			
Precinct 15	256	454	320	217	268
110	163	295			
Precinct 16	317	587	351	627	38
13	124	112			
Precinct 17	141	197	150	126	67
40	69	75			
Precinct 18	95	399	306	47	533
190	338	598			
Precinct 19	102	369	216	66	407
193	298	472			
Precinct 20	150	407	280	110	375
165	278	445			
Precinct 21	161	315	196	110	263
125	190	303			
Precinct 22	158	216	164	148	24
8	35	32			
Precinct 23	103	191	115	100	67
59	111	90			
Precinct 24	174	217	174	149	61

34	86	81				
Precinct 25	270	472	318	354	40	
11	105	82				
Precinct 26	251	345	268	245	141	
106	182	172				
Precinct 27	195	259	196	205	36	
29	51	61				
Precinct 28	133	207	132	116	91	
59	121	126				
Precinct 29	149	267	168	114	215	
109	190	234				
Precinct 30	85	125	104	77	50	
28	54	67				
Precinct 31	221	309	242	256	16	
12	48	44				
Precinct 32	107	453	286	62	538	
232	379	619				
Precinct 33	149	308	173	112	235	
125	231	245				
Precinct 34	117	247	152	90	188	
120	187	228				
Precinct 35	107	278	199	80	257	
106	204	296				
Precinct 36	128	558	326	88	613	
303	479	679				
Precinct 37	119	319	196	92	297	
160	275	360				
Precinct 38	125	269	184	105	217	
143	233	251				
Precinct 39	201	255	208	215	27	
16	37	38				
Precinct 40	168	273	200	162	111	
95	164	156				
Precinct 41	147	199	159	152	56	
45	68	68				
Precinct 42	341	467	406	342	45	
24	136	70				
Precinct 43	180	288	193	161	131	
79	132	159				
Precinct 44	118	253	154	94	229	
116	188	236				
Precinct 45	146	307	177	108	253	
155	251	274				
Precinct 46	178	275	198	139	153	
91	145	190				
Precinct 47	86	382	241	56	464	
215	344	508				
Precinct 48	84	450	250	48	526	
221	349	560				
Precinct 49	138	342	206	82	355	
175	260	405				
Precinct 50	106	264	192	79	277	
159	264	308				
Precinct 51	160	438	280	102	393	
174	298	424				
Precinct 52	270	388	300	323	20	
10	72	63				
Precinct 53	130	218	154	123	96	
77	139	123				
Precinct 54	268	444	287	354	37	
12	82	83				
Precinct 55	206	375	229	305	26	
9	65	68				
Precinct 56	72	205	91	178	13	
6	19	54				
Precinct 57	109	366	255	87	362	
187	312	415				
Precinct 58	78	240	158	64	237	
157	233	277				
Precinct 59	93	237	157	68	228	
132	213	256				
Precinct 60	285	375	302	294	63	
23	64	91				
Precinct 61	174	314	205	156	252	

154	239	273			
Precinct 62	198	304	219	165	213
127	176	227			
Precinct 63	197	295	183	147	233
160	249	287			
Precinct 64	87	222	141	58	207
110	185	229			
Precinct 65	96	302	165	57	370
206	304	421			
Precinct 66	101	327	212	57	333
179	290	387			
Precinct 67	115	409	236	74	401
203	328	472			
Precinct 68	75	204	140	63	238
147	221	285			
Precinct 69	125	420	342	76	538
342	509	588			
Precinct 70	102	432	262	53	502
270	354	579			
Precinct 71	76	404	236	48	540
253	402	604			
Precinct 72	83	359	225	50	472
225	357	520			
Precinct 73	81	205	135	49	232
129	191	271			
Precinct 74	85	427	271	47	511
244	383	565			
Precinct 75	153	526	345	92	679
391	564	742			
Precinct 76	162	560	366	90	764
384	580	818			
Precinct 77	207	285	218	230	29
21	67	55			
Precinct 78	279	429	357	277	150
102	183	199			
Precinct 79	92	245	124	93	169
134	235	178			
Precinct 80	140	279	179	138	146
144	208	236			
Precinct 81	185	378	230	197	203
96	257	258			
Precinct 82	192	292	248	230	39
16	42	93			
Precinct 83	184	331	206	149	365
240	337	371			
Precinct 84	193	310	201	152	185
126	189	215			
Precinct 85	131	345	191	97	421
245	337	442			
Precinct 86	78	315	192	54	469
261	368	503			
Precinct 87	158	315	199	119	335
230	309	399			
Precinct 88	101	236	148	78	319
225	292	351			
Precinct 89	103	342	197	85	394
255	437	410			
Precinct 90	83	315	168	52	344
213	286	386			
Precinct 91	141	415	246	72	573
372	491	660			
Precinct 92	110	257	158	77	401
243	324	449			
Precinct 93	93	321	168	62	402
268	401	469			
Precinct 94	106	201	121	72	170
122	175	194			
Precinct 95	260	417	281	244	274
180	271	315			
Precinct 96	123	299	161	94	384
257	330	418			
Precinct 97	138	194	141	119	111
80	102	136			
Precinct 98	176	292	216	181	107

61	114	127			
Precinct 99	64	97	73	67	84
72	82	98			
Precinct 100	201	431	361	121	584
377	507	665			
Precinct 101	104	315	173	66	428
270	374	475			
Precinct 102	199	329	214	153	282
207	276	349			
Precinct 103	165	469	299	105	568
345	483	608			
Precinct 104	294	445	323	330	117
60	126	159			
Precinct 105	218	406	244	173	291
175	273	337			
Precinct 106	100	409	236	62	518
270	439	541			
Precinct 107	276	444	308	243	340
207	324	414			
Precinct 108	180	263	198	168	130
88	124	156			
Precinct 109	140	244	174	110	151
76	103	193			
Precinct 110	57	232	159	36	280
151	230	308			
Precinct 111	126	452	324	85	558
292	427	609			
Precinct 112	148	412	242	96	502
339	416	573			
Precinct 113	112	270	145	64	415
295	373	456			
Precinct 114	171	398	273	122	580
333	438	609			
Precinct 115	113	196	121	86	197
144	191	216			
Precinct 116	144	212	146	135	128
90	123	157			
Precinct 117	58	137	86	51	134
91	140	151			
Precinct 118	71	191	129	46	284
201	248	320			
Precinct 119	78	249	137	49	283
153	247	333			
Precinct 120	86	106	93	80	52
38	47	70			
Precinct 121	75	191	144	49	344
230	269	384			
Precinct 122	169	243	179	121	306
220	263	355			
Precinct 204	91	124	93	90	72
54	76	108			
Precinct 210	228	374	261	303	40
9	73	84			
Precinct 211	0	2	0	0	2
1	3	2			
Precinct 212	21	35	23	15	36
24	28	34			
Precinct 213	181	304	196	153	196
147	214	230			
Precinct 214	287	499	348	240	579
393	509	682			
Precinct 222	62	171	62	42	159
120	188	175			
Precinct 223	85	141	85	63	160
123	156	173			
Precinct 224	5	6	5	4	0
0	2	1			
Precinct 226	137	300	217	108	414
288	353	459			
Precinct 227	196	389	235	114	661
435	569	711			
Precinct 228	124	210	184	113	140
94	145	171			
Precinct 230	40	71	63	34	77

59	82	83			
Precinct 232	158	340	196	100	535
391	499	613			
Precinct 237	206	293	204	181	199
151	206	258			
Precinct 238	131	198	141	90	299
195	253	355			
Precinct 239	152	252	168	111	352
269	344	422			
Precinct 243	19	28	28	12	26
19	26	32			
Absentee	251	636	386	208	579
299	470	703			
Curbside	34	58	38	36	18
9	23	20			
Provisional	84	113	82	62	105
81	103	134			

 [Return to the top of this page.](#)

November 4, 1997 General Election Results - Mecklenburg County



Charlotte City Council (District 1)

Official Results as of: 11/07/1997 11:00:00

100% of precincts complete (26 out of 26) 26% Voter Turnout (12973 out of 49699)



[Click here to align the candidate names with the top of the page](#)

	Sarah Spencer (D)	Todd Capitano (R)
Total	6851	5815

	54%	46%
Precinct 1	238	238
Precinct 2	305	120
Precinct 5	169	106
Precinct 8	361	470
Precinct 9	498	175
Precinct 10	358	114
Precinct 15	443	134
Precinct 17	199	43
Precinct 18	292	409
Precinct 19	243	342
Precinct 20	332	263
Precinct 29	244	136
Precinct 32	301	460
Precinct 33	260	153
Precinct 35	214	201
Precinct 44	218	153
Precinct 45	239	201
Precinct 46	251	105
Precinct 47	232	379
Precinct 48	247	410
Precinct 49	255	272
Precinct 61	284	176
Precinct 74	206	489
Precinct 109	252	90
Absentee	178	141
Curbside	4	7
Provisional	28	28



[Return to the top of this page.](#)

November 4, 1997 General Election Results - Mecklenburg County



Charlotte City Council (District 2)

Official Results as of: 11/07/1997 11:00:00

100% of precincts complete (21 out of 21) 21% Voter Turnout (9472 out of 46066)



[Click here to align the candidate names with the top of the page](#)

	Malachi Greene (D)	Steve James (R)
Total	5321	2532

	68%	32%
Precinct 11	407	86
Precinct 12	307	9
Precinct 13	116	5
Precinct 16	644	18
Precinct 25	490	8
Precinct 26	300	137
Precinct 40	221	130
Precinct 41	184	50
Precinct 54	453	13
Precinct 55	379	9
Precinct 89	187	363
Precinct 210	382	19
Precinct 211	0	3
Precinct 213	229	189
Precinct 214	377	538
Precinct 222	80	160
Precinct 223	86	168
Precinct 238	186	254
Precinct 239	196	333
Absentee	55	32
Curbside	28	0
Provisional	14	8



[Return to the top of this page.](#)

November 4, 1997 General Election Results - Mecklenburg County



Charlotte City Council (District 3)

Official Results as of: 11/07/1997 11:00:00

100% of precincts complete (20 out of 20) 16% Voter Turnout (6519 out of 41783)




[Click here to align the candidate names with the top of the page](#)

Patrick
Cannon (D)

Total	4263

	96%
Precinct 22	220
Precinct 23	165
Precinct 24	207
Precinct 31	310
Precinct 39	264
Precinct 52	425
Precinct 53	208
Precinct 77	321
Precinct 78	424
Precinct 79	176
Precinct 80	240
Precinct 81	344
Precinct 98	284
Precinct 122	299
Precinct 224	7
Precinct 228	218
Precinct 230	81
Precinct 243	30
Absentee	23
Curbside	6
Provisional	11



 [Return to the top of this page.](#)

November 4, 1997 General Election Results - Mecklenburg County



Charlotte City Council (District 4)

Official Results as of: 11/07/1997 11:00:00

100% of precincts complete (18 out of 18) 16% Voter Turnout (6412 out of 39969)



[Click here to align the candidate names with the top of the page](#)

**Nasif
Majeed (D)**

Total	4422

	99%
Precinct 3	293
Precinct 14	216
Precinct 27	246
Precinct 28	186
Precinct 30	109
Precinct 42	469
Precinct 43	244
Precinct 56	237
Precinct 60	375
Precinct 82	305
Precinct 104	436
Precinct 105	376
Precinct 107	434
Precinct 204	121
Precinct 212	36
Precinct 237	292
Absentee	28
Curbside	7
Provisional	12



[Return to the top of this page.](#)

November 4, 1997 General Election Results - Mecklenburg County



Charlotte City Council (District 5)

Official Results as of: 11/07/1997 11:00:00

100% of precincts complete (22 out of 22) 21% Voter Turnout (10461 out of 49725)



[Click here to align the candidate names with the top of the page](#)

**Tim
Sellers (R)**

Total	6611

	98%
Precinct 4	379
Precinct 6	348
Precinct 7	191
Precinct 34	216
Precinct 36	674
Precinct 62	255
Precinct 63	306
Precinct 64	211
Precinct 65	392
Precinct 66	377
Precinct 71	528
Precinct 83	418
Precinct 84	231
Precinct 94	221
Precinct 95	346
Precinct 102	355
Precinct 106	517
Precinct 108	172
Precinct 115	225
Precinct 116	165
Absentee	76
Curbside	1
Provisional	7



[Return to the top of this page.](#)

November 4, 1997 General Election Results - Mecklenburg County



Charlotte City Council (District 6)

Official Results as of: 11/07/1997 11:00:00

100% of precincts complete (27 out of 27) 26% Voter Turnout (14042 out of 54778)



[Click here to align the candidate names with the top of the page](#)

	Gale Mahood (D)	Charles Baker (R)
Total	4046	9104
	31%	69%

Precinct 21	211	219
Precinct 37	186	284
Precinct 38	190	213
Precinct 50	162	266
Precinct 51	261	318
Precinct 57	196	354
Precinct 58	142	234
Precinct 59	158	201
Precinct 67	176	413
Precinct 68	107	252
Precinct 70	143	521
Precinct 72	125	469
Precinct 73	99	237
Precinct 75	230	683
Precinct 76	229	718
Precinct 85	176	376
Precinct 86	99	486
Precinct 92	133	381
Precinct 97	147	103
Precinct 101	123	434
Precinct 110	83	285
Precinct 111	189	554
Precinct 114	204	536
Precinct 119	97	299
Precinct 120	97	52
Absentee	66	187
Curbside	2	4
Provisional	15	25



[Return to the top of this page.](#)

November 4, 1997 General Election Results - Mecklenburg County



Charlotte City Council (District 7)

Official Results as of: 11/07/1997 11:00:00

100% of precincts complete (20 out of 20) 24% Voter Turnout (11632 out of 47934)



[Click here to align the candidate names with the top of the page](#)

	John Singer (D)	Mike Jackson (R)
Total	3016	7530
	29%	71%

Precinct 69	198	561
Precinct 87	196	341
Precinct 88	145	297
Precinct 90	147	322
Precinct 91	214	563
Precinct 93	155	419
Precinct 96	149	377
Precinct 99	79	82
Precinct 100	227	612
Precinct 103	285	516
Precinct 112	210	494
Precinct 113	138	415
Precinct 117	95	125
Precinct 118	95	296
Precinct 121	84	352
Precinct 226	165	429
Precinct 227	205	656
Precinct 232	190	545
Absentee	31	99
Curbside	0	4
Provisional	8	25



[Return to the top of this page.](#)

November 4, 1997 General Election Results - Mecklenburg County



Cornelius Mayor

Official Results as of: 11/07/1997 11:00:00

100% of precincts complete (6 out of 6) 26% Voter Turnout (3026 out of 11647)



[Click here to align the candidate names with the top of the page](#)

	Samuel J. Felts	Don Mccreery	Wes Southern
Total	55	654	952
	3%	39%	***** 57%
Precinct 202	20	76	426
Precinct 208	22	385	347
Precinct 240	1	8	21
Precinct 242	10	163	137
Absentee	1	14	8
Curbside	0	0	1
Provisional	1	8	12



[Return to the top of this page.](#)

November 4, 1997 General Election Results - Mecklenburg County



Cornelius Board of Commissioners (5 Seats)

Official Results as of: 11/07/1997 11:00:00

100% of precincts complete (6 out of 6) 26% Voter Turnout (3026 out of 11647)



[Click here to align the candidate names with the top of the page](#)

If your browser does not display these returns properly, please visit our [Lynx Users Page](#).

Thurman Ross, Jr.	Jan Jerry Beasley Smith	Carson Jeff W. Cato Taylor	Timothy Todd Mcguire Walters	Winton Carolyn (Lyn) Poole Yarbrough	Jon Rappaport
Total	788	761	586	921	616
869	777 *****	552	154	851 *****	
*****	*****			*****	
Precinct 202	111	323	94	391	75
386	350	75	31	373	
Precinct 208	447	281	328	364	354
334	296	327	82	320	
Precinct 240	21	6	11	13	11
6	13	8	4	19	
Precinct 242	185	133	136	134	158
126	96	128	32	117	
Absentee	15	9	11	10	9
11	12	5	2	10	
Curbside	0	1	0	1	0
1	1	0	0	1	
Provisional	9	8	6	8	9
5	9	9	3	11	



[Return to the top of this page.](#)

November 4, 1997 General Election Results - Mecklenburg County



Davidson Mayor

Official Results as of: 11/07/1997 11:00:00

100% of precincts complete (3 out of 3) 32% Voter Turnout (1301 out of 4023)



[Click here to align the candidate names with the top of the page](#)


Randall R.
Kincaid

Total 1038

 98%

Precinct 206 1004
Absentee 18
Curbside 4
Provisional 12



 [Return to the top of this page.](#)

November 4, 1997 General Election Results - Mecklenburg County



Davidson Board of Commissioners (5 seats)

Official Results as of: 11/07/1997 11:00:00

100% of precincts complete (3 out of 3) 32% Voter Turnout (1301 out of 4023)



[Click here to align the candidate names with the top of the page](#)

If your browser does not display these returns properly, please visit our [Lynx Users Page](#).

	Garfield	Dave	Bruce	Judy	Margo
John M.	Carr	Martin	McMillen	Schuh	Williams
Woods					
Total	787	831	811	774	835
827	*****	*****	*****		*****

Precinct 206	764	808	783	755	809
803					
Absentee	14	12	16	8	13
13					
Curbside	2	2	3	4	6
5					
Provisional	7	9	9	7	7
6					



[Return to the top of this page.](#)

November 4, 1997 General Election Results - Mecklenburg County



Huntersville Mayor

Official Results as of: 11/07/1997 11:00:00

100% of precincts complete (6 out of 6) 25% Voter Turnout (3165 out of 12895)



[Click here to align the candidate names with the top of the page](#)

	Randy Quillen	Charles A. Reid
Total	1586	699

	69%	31%
Precinct 207	440	236
Precinct 209	460	130
Precinct 240	416	208
Precinct 241	230	109
Absentee	18	7
Curbside	4	1
Provisional	18	8



[Return to the top of this page.](#)

November 4, 1997 General Election Results - Mecklenburg County



Huntersville Board of Commissioners (5 seats)

Official Results as of: 11/07/1997 11:00:00

100% of precincts complete (6 out of 6) 25% Voter Turnout (3165 out of 12895)



[Click here to align the candidate names with the top of the page](#)

If your browser does not display these returns properly, please visit our [Lynx Users Page](#).

Kim Phillips	Tim Myra Breslin Skinner	Kevin Isaac B. Cox Thompson	Charles S. Ron Guignard Tucker	Linda M. Hallen	Kelly Long
Total	1141	875	1366	609	976
1260	838	966	925		
*****	*****	*****	*****		*****
Precinct 207	331	267	441	187	276
356	275	304	299		
Precinct 209	317	210	304	156	354
372	193	190	268		
Precinct 240	377	274	367	174	262
375	215	207	214		
Precinct 241	95	106	227	79	62
127	135	248	124		
Absentee	10	8	6	6	11
14	6	8	12		
Curbside	1	1	4	0	1
1	2	5	0		
Provisional	10	9	17	7	10
15	12	4	8		



[Return to the top of this page.](#)

November 4, 1997 General Election Results - Mecklenburg County



Matthews Mayor

Official Results as of: 11/07/1997 11:00:00

100% of precincts complete (7 out of 7) 23% Voter Turnout (3381 out of 14535)




[Click here to align the candidate names with the top of the page](#)

Lee
Myers

Total	2826

	99%
Precinct 215	858
Precinct 216	389
Precinct 217	393
Precinct 218	414
Precinct 233	718
Absentee	40
Curbside	1
Provisional	13



 [Return to the top of this page.](#)

November 4, 1997 General Election Results - Mecklenburg County



Matthews Board of Commissioners (3 seats)

Official Results as of: 11/07/1997 11:00:00

100% of precincts complete (7 out of 7) 23% Voter Turnout (3381 out of 14535)



[Click here to align the candidate names with the top of the page.](#)

If your browser does not display these returns properly, please visit our [Lynx Users Page](#).

	Karina Glass	Hampton Hopkins	John Jump	Chris Kallianos	Kress Query
Ginger Wright					
Total	1738	294	992	2133	1711
1085	*****			*****	*****
Precinct 215 219	597	63	438	614	481
Precinct 216 162	224	60	119	271	241
Precinct 217 182	247	55	115	303	213
Precinct 218 192	198	41	120	263	280
Precinct 233 313	437	70	181	633	462
Absentee 14	27	5	11	38	29
Curbside 0	0	0	0	1	1
Provisional 3	8	0	8	10	4



[Return to the top of this page.](#)

November 4, 1997 General Election Results - Mecklenburg County



Matthews Board of Commissioners (1 Unexpired Seat)

Official Results as of: 11/07/1997 11:00:00

100% of precincts complete (7 out of 7) 23% Voter Turnout (3381 out of 14535)




[Click here to align the candidate names with the top of the page](#)

	Martha W. Krauss	James P. Taylor
Total	1971	715

	73%	27%
Precinct 215	593	192
Precinct 216	259	110
Precinct 217	277	99
Precinct 218	246	140
Precinct 233	560	154
Absentee	25	17
Curbside	1	0
Provisional	10	3



 [Return to the top of this page.](#)

November 4, 1997 General Election Results - Mecklenburg County



Mint Hill Mayor

Official Results as of: 11/07/1997 11:00:00

100% of precincts complete (8 out of 8) 21% Voter Turnout (2888 out of 13736)




[Click here to align the candidate names with the top of the page](#)

**Robert
Fox**

Total	1846

	98%
Precinct 219	225
Precinct 220	384
Precinct 221	420
Precinct 234	295
Precinct 235	353
Precinct 236	145
Absentee	17
Curbside	0
Provisional	7



 [Return to the top of this page.](#)

November 4, 1997 General Election Results - Mecklenburg County



Mint Hill Board of Commissioners (4 seats)

Official Results as of: 11/07/1997 11:00:00

100% of precincts complete (8 out of 8) 21% Voter Turnout (2888 out of 13736)



[Click here to align the candidate names with the top of the page.](#)

If your browser does not display these returns properly, please visit our [Lynx Users Page](#).

W. Craig Webb	Lloyd Tal Austin West	Ted H. Don Biggers, Jr. Wilson	Dennis J. Butta	Steve Horton	Pete Larsen
Total	1309	1384	272	1072	764
625	1021	1172		*****	
*****	*****	*****			
Precinct 219	178	217	16	118	119
62	118	203			
Precinct 220	223	251	48	254	118
169	225	237			
Precinct 221	309	345	121	257	184
136	265	284			
Precinct 234	220	220	31	132	142
73	124	170			
Precinct 235	267	212	31	205	136
107	208	178			
Precinct 236	92	124	22	87	56
62	71	85			
Absentee	13	11	3	15	3
14	9	9			
Curbside	0	0	0	0	0
0	0	0			
Provisional	7	4	0	4	6
2	1	6			



[Return to the top of this page.](#)

November 4, 1997 General Election Results - Mecklenburg County



Town of Matthews Sanitary Sewer Bond (\$1,300,000)

Official Results as of: 11/07/1997 11:00:00

100% of precincts complete (7 out of 7) 23% Voter Turnout (3381 out of 14535)




[Click here to align the candidate names with the top of the page](#)

	Yes	No
Total	2729	502

	84%	16%
Precinct 215	790	139
Precinct 216	375	86
Precinct 217	398	66
Precinct 218	404	85
Precinct 233	712	118
Absentee	40	7
Curbside	1	0
Provisional	9	1



 [Return to the top of this page.](#)

November 4, 1997 General Election Results - Mecklenburg County



Pineville Mayor

Official Results as of: 11/07/1997 11:00:00

100% of precincts complete (3 out of 3) 16% Voter Turnout (576 out of 3555)



[Click here to align the candidate names with the top of the page](#)

	George C. Fowler	Jacquelyn (Jackie) Wilson
Total	436 ***** 76%	130 23%
Precinct 225	395	122
Absentee	34	7
Curbside	5	0
Provisional	2	1



[Return to the top of this page.](#)

November 4, 1997 General Election Results - Mecklenburg County



Pineville Board of Commissioners (4 Seats)

Official Results as of: 11/07/1997 11:00:00

100% of precincts complete (3 out of 3) 16% Voter Turnout (576 out of 3555)



[Click here to align the candidate names with the top of the page.](#)

If your browser does not display these returns properly, please visit our [Lynx Users Page](#).

J.K. (Kenny) Mills	Douglas Sherry Biggs Rikard	Libby Boyd Jack Boatwright Thrower	James Doug Dunn Tyndall	Wm. Holt Bobby D. Earnheart Williams, Jr.	Jim Eschert
Total	30	372	160	299	270
301	143	260	187	78	*****
*****		*****		*****	*****
Precinct 225	29	336	153	264	254
275	138	221	181	76	
Absentee	1	27	7	29	13
21	4	31	6	2	
Curbside	0	5	0	4	1
5	0	5	0	0	
Provisional	0	4	0	2	2
0	1	3	0	0	



[Return to the top of this page.](#)